



Manufacturers of High-Quality Farm Machinery

# Parts Catalogue



## Vacuum Tanker

*Models : 800 – 6000*

Rev – vt102

### Hi-Spec Engineering Ltd.

Station Rd, Bagenalstown, Co. Carlow

Tel: +353 (0) 59 -9721929 / 9721992

Fax: +353 (0) 59 -9721980

Website: [www.hispec.net](http://www.hispec.net)

E-mail: [sales@hispec.net](mailto:sales@hispec.net)

# Contents



Contents .....	2
Layout of Vacuum Tanker.....	4
Introduction.....	6
Pumps.....	7
Jurop PN 45/58/84 M.....	8
Jurop PN106 D.....	10
Jurop PNR142.....	12
Jurop Julia System.....	14
Hydraulic drive pumps.....	18
Jurop PN 45/58/84 M.....	18
Jurop PN106 D.....	20
Jurop PN142.....	22
Change Over Systems.....	24
Shutoff Systems.....	25
Sprung Drawbar.....	26
Drawbar fittings.....	27
Back Door - Standard.....	28
Back Door - Flat.....	29
Quick Attach System.....	30
Low Profile Spreading System.....	31
Clamp in Sight Glass.....	32
Screw in Sight Glass.....	32
External fittings and attachments.....	33
Electrical fittings.....	37
Electric controls.....	39
Central greasing system.....	40
Tyres and Wheels.....	41
Washbar.....	43
8" Autofill.....	44
6" Autofill.....	46
Centre type Autofill.....	48



---

Turbofill .....	50
Centrifugal system (Rain Gun).....	52
Safalla arm .....	55
Dust suppression systems .....	56
Fully opening back door .....	57
Vogelsang Rotacut.....	58
Internal Agitator .....	60
Hydraulic top fill .....	61
Sliding topfill.....	62
8" & 10" Funnel .....	63
Unloading boom .....	64
4 point linkage .....	66
Air & Air/Hydraulic braking system .....	67
Hydraulic system .....	69
Air & Air/Hydraulic Braking System with ABS .....	71
PTO Shafts.....	72
Gate valve .....	74
Axles.....	75
Decals .....	82
.....	83
Sales and Service .....	84
Notes .....	85

## Layout of Vacuum Tanker





Reference	Description	Page
A	Vacuum Pumps	8
B	Sight glass	33
C	Topfill	61
D	Unloading Funnel	68
E	Tyres and wheels	44
F	Turbofill	51
G	PTOs and guards	74
H	Back doors	31
I	4 point linkage	69
J	Autofill	46
K	Air brakes	70
L	Drawbar	28
M	Electrical fittings	40
N	Decals	84
O	Axles	75

---

## Introduction

### When ordering parts:

- Quote Machine Serial Number and Model.
- Quote the complete Part Number and Description.
- State the means by which you require delivery, whether by C.O.D post or delivery through our dealer network.
- Where reference is made to Left and Right, this should be understood to mean left or right when the machine is viewed from the rear.

### Safety First:

Use only genuine Hi-Spec spare parts for this machine. Use of spare parts not supplied or recommended by Hi-Spec could result in injury to the operator or damage to the machine, and invalidate the warranty.

### NOTE:

- The illustrations in this book are for identification purposes only.
- Hi-Spec Engineering reserves the right to make changes or improvements at any time without incurring any obligation to make such changes on products sold previously.

## Pumps

Gearbox driven

Ref.	Description	page
VT/851J	Jurop PN84 M pump (9000)	8
VT/852J	Jurop 106 M pump (11000)	10
	Jurop PNR142 (14000)	12
VT/415J	Jurop Julia centrifugal pump	14

Hydraulically driven

Ref.	Description	page
VT/851J	Jurop PN84 M pump (9000)	19
VT/852J	Jurop 106 M pump (11000)	21
	Jurop PNR142 (14000)	23



### ORDERING SPARES

When ordering spare parts provide the following details:

*Identify on the spare parts drawing:*

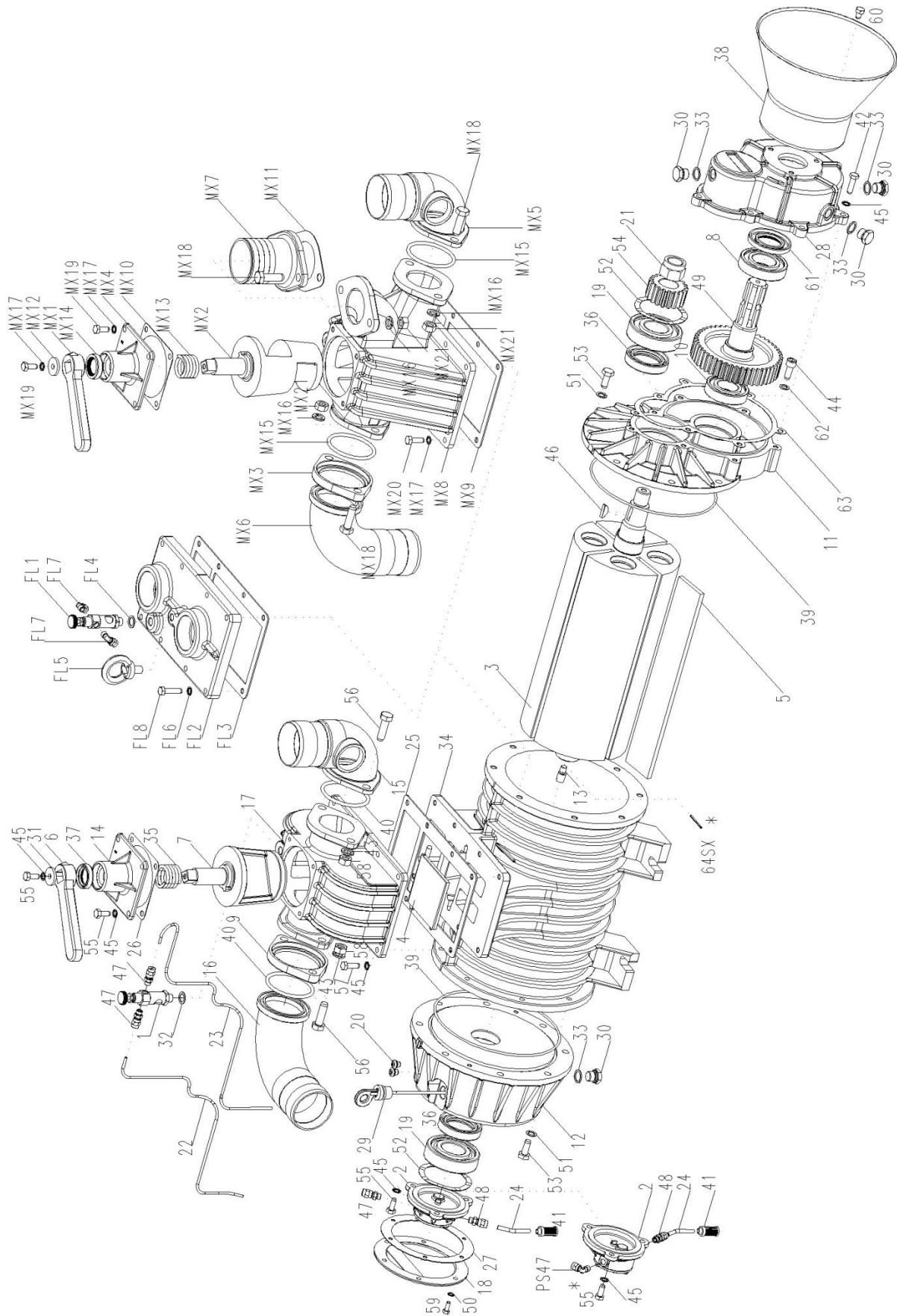
- code
  - description
  - necessary quantity
- (i.e. : cod. 1601601000 ; vane; 4 pcs.)

*Identify on the pump plate:*

- model
  - serial no°
- (i.e. : PN106 ; H60013)



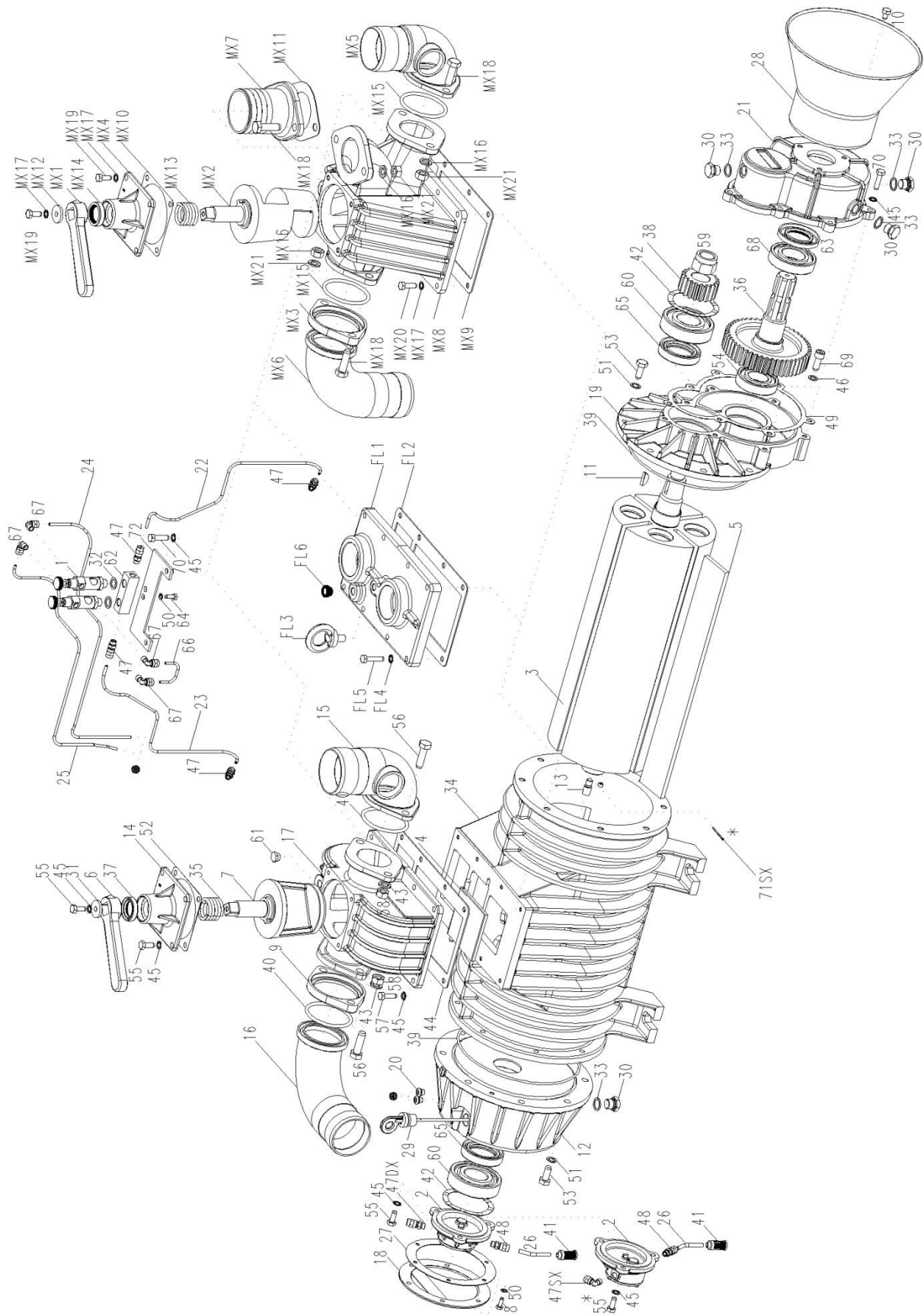
# Jurop PN 45/58/84 M





540RPM GEARBOX				MIXER MANIFOLD			
POS.	Code	Description	NR.	POS.	Code	Description	NR.
1	1401200400	DRIP OILER -- 2 CONNECTIONS	1	MX1	1605500000	VALVE HANDLE	1
2	1407200500	GEAR OIL PUMP	1	MX2	1608500100	MIXER MANIFOLD	1
3	1521500300	ROTOR PN 58	1	MX3	1610100000	OUTLET PORT FLANGE	1
3	1521500200	ROTOR PN 45	1	MX4	1623100000	END CAP	1
3	1521500400	ROTOR PN 84	1	MX5	1627100200	SUCTION MANIFOLD D.76	1
4	1593600000	FLAPPER VALVE	1	MX6	1627100500	EXHAUST MANIFOLD D.76	1
5	1601600600	VANE PN 58 BK	4	MX7	1627100700	SUCTION MANIFOLD D.60 - MIXER	1
5	1601600400	VANE PN 45 BK	4	MX7	1627100800	SUCTION MANIFOLD D.76 - MIXER	1
5	1601600800	VANE PN 84 BK	4	MX8	1627500100	MIXER MANIFOLD	1
6	1605500000	VALVE HANDLE	1	MX9	1680600100	VALVE HOUSING GASKET	1
7	1608500000	CONVEYOR	1	MX10	1680700200	VALVE STEM COVER GASKET	1
8	4023100130	BEARING 40 X 80 X 18 SKF 6208 - 2Z	1	MX11	1680700600	MIXER CONNECTION GASKET	1
9	1610100000	OUTLET PORT FLANGE	1	MX12	1685002800	WASHER FE 30X8,5	1
10	4023100120	BEARING 35 X 72 X 17 SKF 6207 - 2Z	1	MX13	1691000000	VALVE SPRING	1
11	1610500000	G.BOX DRIVE END PLATE	1	MX14	4022200030	SEAL RING 41X27X10	1
12	1612500600	OIL TANK	1	MX15	4022200250	O-RING OR 6287	2
13	1622002600	OIL PUMP DRIVE	1	MX16	4026350609	GROWER WASHER 12	6
14	1623100000	END CAP	1	MX17	4026350909	WASHER M 8 6798	13
15	1627100100	SUCTION MANIFOLD D.60	1	MX18	4026103004	SCREW UNI 5737 - M12X40 - 8.8	6
15	1627100200	SUCTION MANIFOLD D.76	1	MX19	4026107108	SCREW UNI 5737 - M8X20 - 8.8	5
16	1627100500	EXHAUST MANIFOLD D.76	1	MX20	4026107110	SCREW UNI 5739 - M8X25 - 8.8	8
17	1627500000	STANDARD MANIFOLD	1	MX21	4026308007	NUT M12 - UNI 5588	6
18	1640100000	OIL TANK COVER	1	22	1663014700	OIL LINE OUTLET SIDE PN45 M MIXER	1
19	4023100140	BEARING 40 X 90 X 23 SKF 6308 - 2Z	2	22	1663015100	OIL LINE OUTLET SIDE PN58 M MIXER	1
20	1642600000	OIL LINE RUBBER PROTECTION	2	22	1663015500	OIL LINE OUTLET SIDE PN84 M MIXER	1
21	4026305614	SELF LOCKING NUT M24 X 2 UNI 7473	1	23	1663014800	OIL LINE INLET SIDE PN45 M MIXER	1
22	1663014700	OIL LINE OUTLET SIDE PN45 M MIXER	1	23	1663015200	OIL LINE INLET SIDE PN58 M MIXER	1
22	1663028500	FL OIL OUTLET PIPE	1	23	1663015600	OIL LINE INLET SIDE PN84 M MIXER	1
22	1663005100	OIL LINE PN 45 - GEARBOX	1	FLANGED MANIFOLD			
22	1663015100	OIL LINE OUTLET SIDE PN58 M MIXER	1	POS.	Code	Description	NR.
22	1663022400	OIL LINE OUTLET SIDE PN84 FL	1	FL1	1401200400	DRIP OILER -- 2 CONNECTIONS	1
22	1663005200	OIL LINE PN 58 - GEARBOX	1	FL2	1610506400	FLANGE FL	1
22	1663015500	OIL LINE OUTLET SIDE PN84 M MIXER	1	FL3	1680600100	VALVE HOUSING GASKET	1
22	1663022400	OIL LINE OUTLET SIDE PN84 FL	1	FL4	1685100000	WASHER 14X20X1.5	1
22	1663005300	OIL LINE PN 84 - GEARBOX	1	FL5	4026190001	THREADED RING M12	1
23	1663014800	OIL LINE INLET SIDE PN45 M MIXER	1	FL6	4026350909	WASHER M 8 6798	8
23	1663028600	FL OIL INLET PIPE	1	FL7	4026706000	UNIV. CONNECTION 90 4X1/8 1020	2
23	1663011800	OIL LINE TO LUBR. PUMP PN 45 - G.BOX	1	FL8	4026107112	SCREW UNI 5739 - M8X25 - 8.8	8
23	1663015200	OIL LINE INLET SIDE PN58 M MIXER	1	FL9	1663022500	OIL LINE INLET SIDE PN84 FL	1
23	1663022500	OIL LINE INLET SIDE PN58 FL	1	FL10	1663022400	OIL LINE OUTLET SIDE PN84 FL	1
23	1663010400	OIL LINE TO LUBR. PUMP PN 58 - G.BOX	1				
23	1663015600	OIL LINE INLET SIDE PN84 M MIXER	1				
23	1663022500	OIL LINE INLET SIDE PN84 FL	1				
23	1663010300	OIL LINE TO LUBR. PUMP PN 84 - G.BOX	1				
24	1663010500	LUBR. PUMP SUCTION PIPE	1				
25	1680600100	VALVE HOUSING GASKET	1				
26	1680700200	VALVE STEM COVER GASKET	1				
27	1680700300	OIL TANK COVER GASKET	1				
28	1612503100	GEARBOX	1				
29	1683600000	160 MM OIL DIP STICK	1				
30	1684000000	DRAIN PLUG 3/8	4				
31	1685002800	WASHER FE 30X8,5	1				
32	1685100000	WASHER 14X20X1.5	1				
33	1685100200	WASHER 17X22X1,5	4				
34	1687500300	PUMP HOUSING PN58	1				
34	1687500200	PUMP HOUSING PN45	1				
34	1687500400	PUMP HOUSING PN84	1				
35	1691000000	VALVE SPRING	1				
36	402200110	SEAL RING 72X48X15	2				
37	402200030	SEAL RING 41X27X10 GP NBR	1				
38	1642600100	CARDAN SHAFT PROTECTION	1				
39	402200240	O-RING 4825	2				
40	402200250	O-RING 6287	2				
41	4022300001	NYLON FILTER D.6	1				
42	4026107111	SCREW UNI 5739 - M8 X 30 - TE 8.8	7				
43	4026350609	GROWER WASHER 12	4				
44	4026120505	SCREW TCEI UNI 5931 - M10X25	2				
45	4026350909	WASHER M 8 6798	23				
46	4026500018	TAB 6X10	1				
PS47	4026706000	UNIV. CONNECTION 90 4X1/8 1020	1				
47	4026702000	UNIV. CONNECTION DIR. 4X1/8 1050	1				
47	4026702000	UNIV. CONNECTION DIR. 4X1/8 1050	3				
48	4026702004	UNIV. CONNECTION DIR. 6X1/8 1050	1				
49	1651000000	DRIVE GEAR Z48	1				
50	4026350908	WASHER .M 6 6798	6				
51	4026350910	WASHER M10 6798	14				
52	4026300020	COMPENSATION RING	2				
53	4026107210	SCREW UNI 5739 - M10X25 - 8.8	14				
54	1651000100	PINION GEAR Z19	1				
55	4026107108	SCREW UNI 5737 - M8X20 - 8.8	8				
56	4026103004	SCREW UNI 5737 - M12X40 - 8.8	4				
57	4026107110	SCREW UNI 5739 - M8X25 - 8.8	8				
58	4026308007	NUT M12 - UNI 5588	4				
59	4026107006	SCREW UNI 5739 - M6X16 - 8.8	6				
60	4026102802	SCREW UNI 5739 - M8X12 - 8.8	3				
61	4022200040	SEAL RING 72X40X10	1				
62	1685100100	WASHER 10X16X1,5	2				
63	1680700000	END COVER GASKET	1				
64SX	4026414617	PLUG 3 X 40 6873	1				

# Jurop PN106 D



Vacuum Tanker  
Parts Catalogue

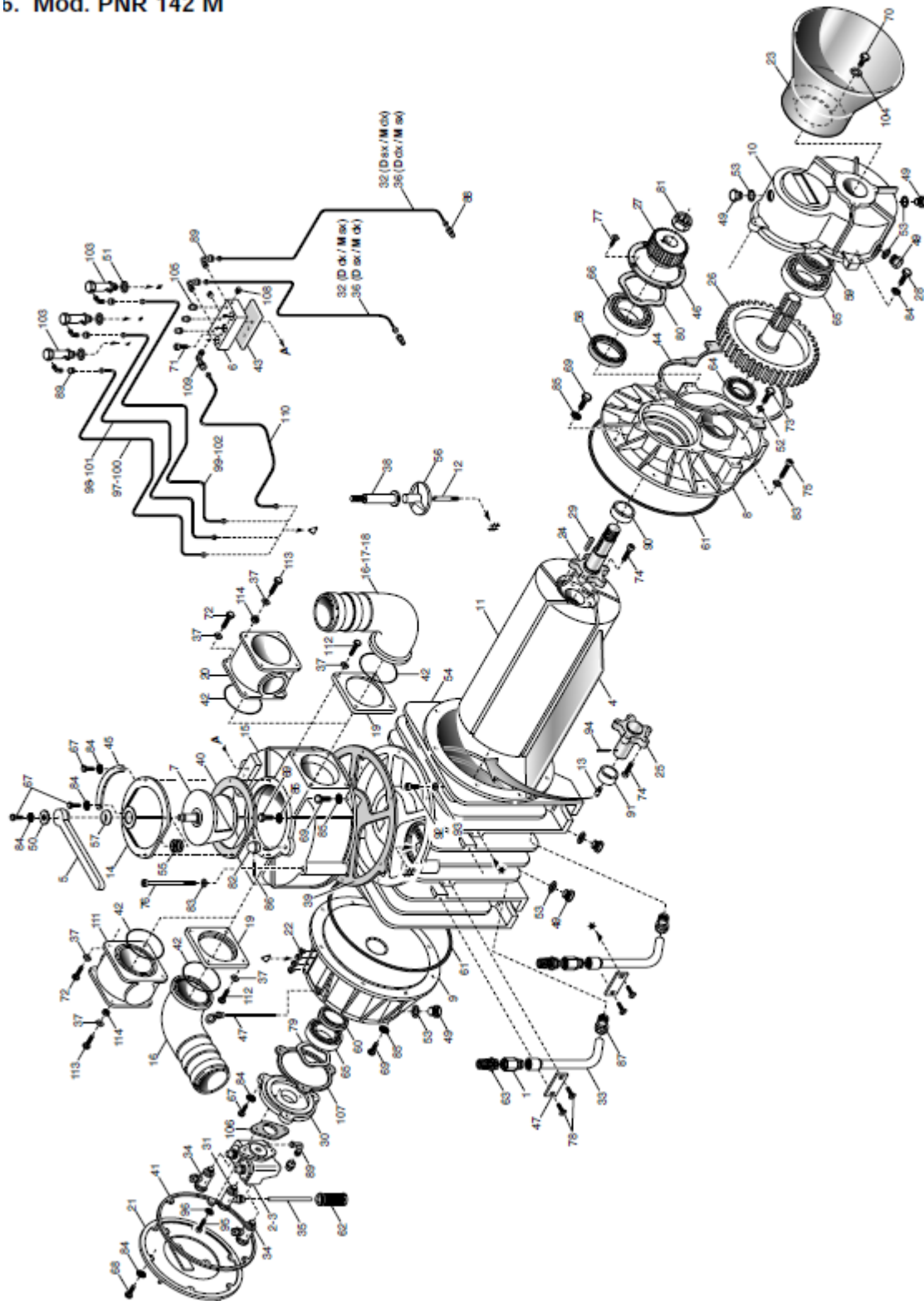


540 RPM GEARBOX			
POS.	Code	Description	NR.
1	1401200400	DRIP OILER – 2 CONNECTIONS	2
2	1407200500	GEAR OIL PUMP	1
3	1521500500	PUMP ROTOR	1
4	1593600000	FLAPPER VALVE	1
5	1601601000	VANE	4
6	1605500000	VALVE HANDLE	1
7	1608500000	CONVEYOR	1
8	4026107006	SCREW UNI 5739 - M6X16 - 8.8	6
9	1610100000	OUTLET PORT FLANGE	1
10	4026102802	SCREW UNI 5739 - M8X12 - 8.8	3
11	4026500018	TAB 6X10	1
12	1612500600	OIL TANK	1
13	1622002600	OIL PUMP DRIVE	1
14	1623100000	END CAP	1
15	1627100300	SUCTION MANIFOLD D.80	1
16	1627100500	EXHAUST MANIFOLD D.76	1
17	1627500000	STANDARD MANIFOLD	1
18	1640100000	OIL TANK COVER	1
19	1610500000	G.BOX DRIVE END PLATE	1
20	1642600000	OIL LINE RUBBER PROTECTION	2
21	1612503100	GEARBOX	1
22	1663018600	OIL LINE	1
22	1663018500	OIL LINE	1
23	1663018500	OIL LINE	1
23	1663018600	OIL LINE	1
24	1663025200	OIL LINE	1
24	1663018700	OIL LINE	1
25	1663025100	OIL LINE	1
25	1663018400	OIL LINE	1
26	1663010500	LUBR. PUMP SUCTION PIPE	1
27	1680700300	OIL TANK COVER GASKET	1
28	1642600100	CARDAN SHAFT PROTECTION	1
29	1683600000	160 MM OIL DIP STICK	1
30	1684000000	DRAIN PLUG 3/8	4
31	1685002800	WASHER 30X8,5	1
32	1685100000	WASHER 14X20X1.5	2
33	1685100200	WASHER 17X22X1,5	4
34	1687500500	HOUSING PN106	1
35	1691000000	VALVE SPRING	1
36	1651000000	DRIVE GEAR Z48	1
37	4022200030	SEAL RING 41X27X10 GP NBR	1
38	1651000100	PINION GEAR Z19	1
39	4022200240	O-RING OR 4825	2
40	4022200250	RING OR 6287	2
41	4022300001	NYLON FILTER D.6	1
42	4026300020	COMPENSATION RING	2
43	4026350609	GROWER WASHER 12	4
44	1680600100	VALVE HOUSING GASKET	1
45	4026350909	WASHER M 8 6798	23
46	1685100100	WASHER 10X16X1,5	2
SX47	4026706000	UNIV. CONNECTION 90 4X1/8 1020	1
DX47	4026702000	UNIV. CONNECTION .DIR. 4X1/8	4
47	4026702000	UNIV. CONNECTION .DIR. 4X1/8	3
48	4026702004	UNIV. CONNECTION DIR. 6X1/8 1050	1
49	1680700000	END COVER GASKET	1
50	4026350908	WASHER .M 6 6798	8
51	4026350910	WASHER M10 6798	14
52	1680700200	VALVE STEM COVER GASKET	1
53	4026107210	SCREW UNI 5739 - M10X25 - 8.8	14
54	4023100120	BEARING 35 X 72 X 17 SKF 6207 - 2Z	1
55	4026107108	SCREW UNI 5737 - M8X20 - 8.8	8
56	4026103004	SCREW UNI 5737 - M12X40 - 8.8	4
57	4026107110	SCREW UNI 5739 - M8X25 - 8.8	6
58	4026308007	NUT M12 - UNI 5588	4
59	4026305614	SELF LOCKING NUT M24 X 2 UNI 7473	1
60	4023100140	BEARING 40 X 90 X 23 SKF 6308 - 2Z	2
61	4026905002	PLUG 1/4"	1
62	1608100000	HYD. CONTROL VALVE	1
63	4022200040	SEAL RING 72X40X10	1
64	4026102704	SCREW UNI 5739 - M6X16 - 8.8	2
65	4022200110	SEAL RING 72X48X15	2
66	1663011000	OILER CONNECTION PIPE	1
67	4026706000	UNIV. CONNECTION 90 4X1/8 1020	4
68	4023100130	BEARING 40 X 80 X 18 SKF 6208 - 2Z	1
69	4026120505	SCREW TCEI UNI 5931 - M10X25	2
70	4026107111	SCREW UNI 5739 - M8 X 30 - TE 8.8	9
71SX	4026414617	PLUG 3 X 40 6873	1
72	1681100100	OILER SUPPORT PLATE	1

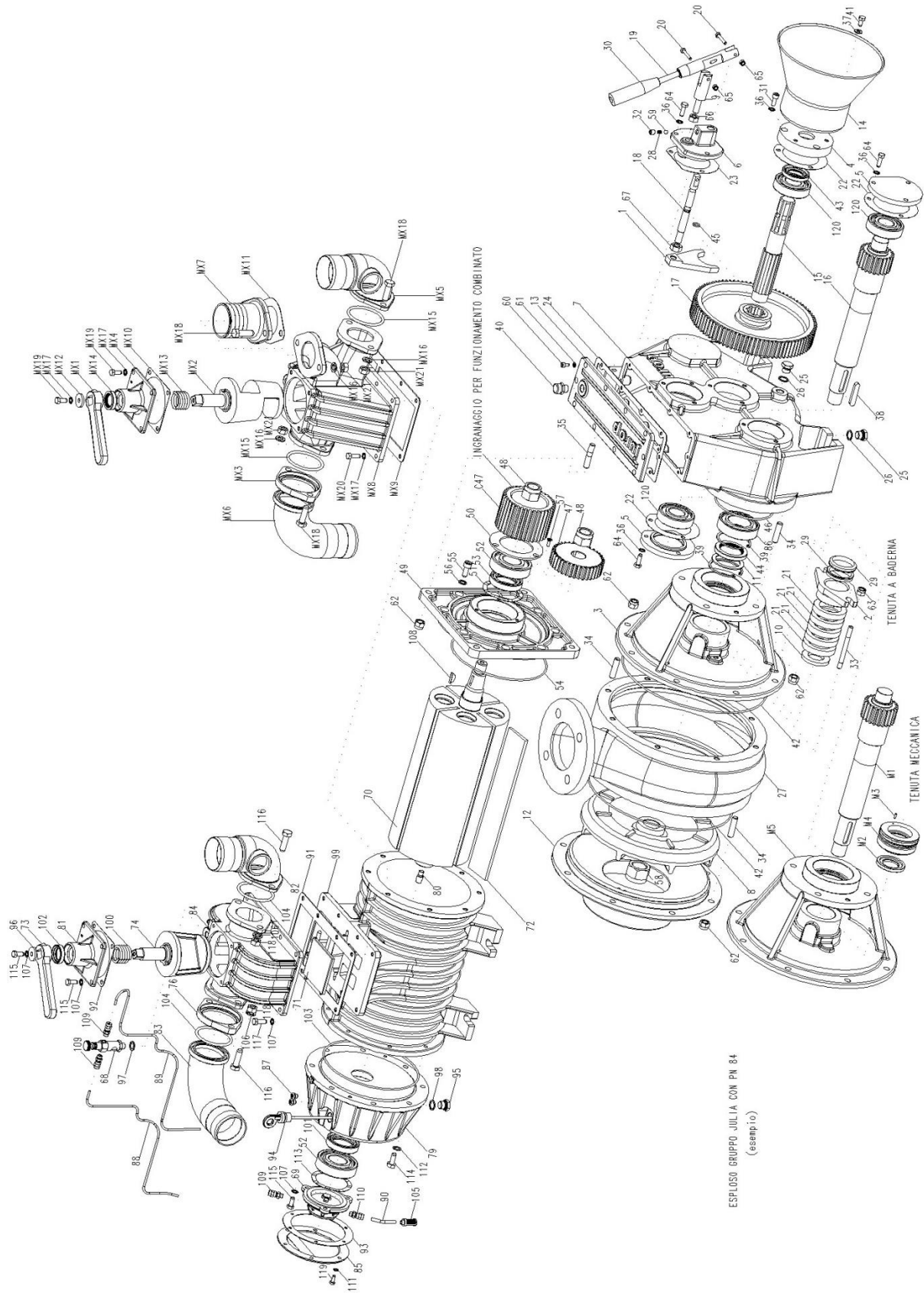
FLANGED MANIFOLD			
POS.	Code	Description	NR.
FL1	1610506400	FLANGE FL	1
FL2	1680600100	VALVE HOUSING GASKET	1
FL3	4026190001	THREADED RING M12	1
FL4	4026350909	WASHER M 8 6798	8
FL5	4026107112	SCREW UNI 5739 - M8X35 - 8.8	8
FL6	4026905002	PLUG 1/4"	1
PN MIX COLLECTOR			
POS.	Code	Description	NR.
MX1	1605500000	VALVE HANDLE	1
MX2	1608500100	MIXER MANIFOLD	1
MX3	1610100000	OUTLET PORT FLANGE	1
MX4	1623100000	END CAP	1
MX5	1627100200	SUCTION MANIFOLD D.76	1
MX6	1627100500	EXHAUST MANIFOLD D. 76	1
MX7	1627100800	SUCTION MANIFOLD DIA 76 - MIXER	1
MX8	1627500100	MIXER MANIFOLD	1
MX9	1680600100	VALVE HOUSING GASKET	1
MX10	1680700200	VALVE STEM COVER GASKET	1
MX11	1680700600	MIXER CONNECTION GASKET	1
MX12	1685002800	WASHER FE 30X8,5	1
MX13	1691000000	VALVE SPRING	1
MX14	4022200030	SEAL RING 41X27X10 GP NBR	1
MX15	4022200250	RING OR 6287	2
MX16	4026350609	GROWER WASHER 12	6
MX17	4026350909	WASHER M 8 6798	13
MX18	4026103004	SCREW UNI 5737 - M12X40 - 8.8	6
MX19	4026107108	SCREW UNI 5737 - M8X20 - 8.8	5
MX20	4026107110	SCREW UNI 5739 - M8X25 - 8.8	6
MX21	4026308007	NUT M12 - UNI 5588	6



6. Mod. PNR 142 M



# Jurop Julia System

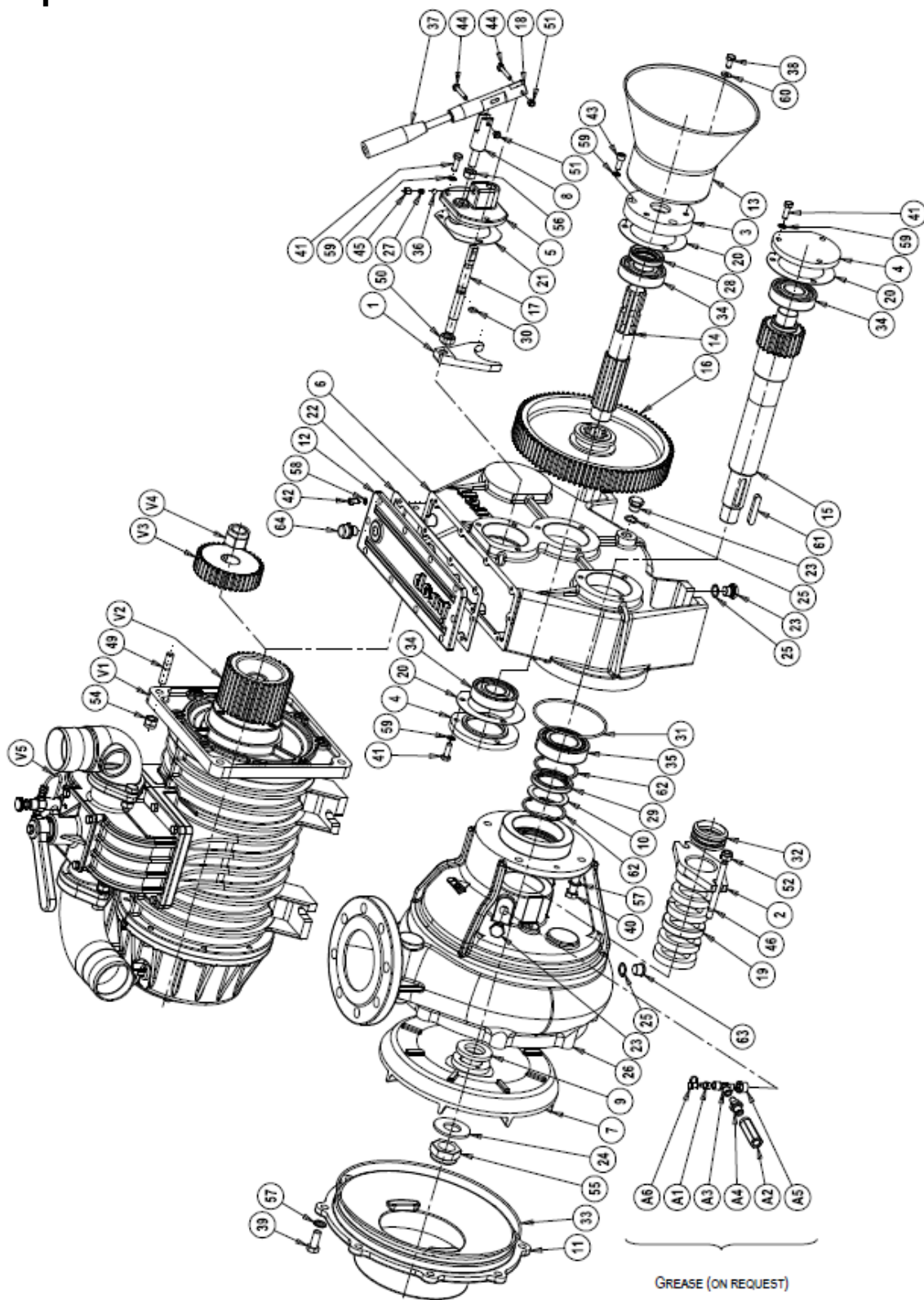




Julia with packing seals			
POS.	components	Description	NR.
1	1604200000	GEAR FORK	1
2	1604500000	CENTRIFUGAL GROUP FORK	1
3	1610502000	CONNECTION FLANGE	1
4	1610502100	CENTRIFUGAL GROUP FLANGE	1
5	1610502200	BLIND FLANGE CENTRIFUGAL GROUP	2
6	1611500000	HUB	1
7	1612500500	CENTRIFUGAL GROUP BOX	1
8	1621501100	CENTRIFUGAL GROUP IMPELLER	1
9	1622001600	PIVOT ROD	1
10	1624002600	SPACER	1
11	1624002700	SPACER	1
12	1627500900	CENTRIFUGAL PUMP MANIFOLD	1
13	1640500000	CENTRIFUGAL GROUP COVER	1
14	1642600100	CARDAN SHAFT PROTECTION	1
15	1650001900	SPLINED SHAFT	1
16	1650002000	CENTRIFUGAL GROUP SHAFT	1
17	1651001000	GEAR Z 90 CENTRIFUGAL GROUP	1
18	1671000000	ENGAGING ROD	1
19	1671000100	LEVER	1
20	1672000500	SCREW M 6 CENTRIFUGAL GROUP	2
21	1680603300	PACKING SEAL 74X50X12	5
22	1680701800	GASKET	3
23	1680701900	GASKET	1
24	1680702000	GASKET	1
25	1684000000	DRAIN PLUG 3/8	2
26	1685100200	FLAT WASHER	2
27	1687501700	DIFFUSER	1
28	1691001500	SPRING ED=8 F=1 L=18 N.SP.UT 6,75-GR _CENT	1
29	4022203021	SEALVA 50	2
30	4025505008	HANDLE	1
31	4026120403	SCREW TCEI 8,8M 8 X 20 5931	3
32	4026135504	ENDLESS SCREW 12,9 M 10 X 10 592 3 P.P	1
33	4026171118	STUD 8,8 M 10 X 90	2
34	4026171201	STUD 8,8 M 12 X 30	20
35	4026171203	STUD 8,8 M 12 X 40	4
36	4026350909	TOOTH WASHER M 8 6798	12
37	4026357005	FLAT WASHER M8 ZINC. 6592	3
38	4026500910	TAB 10X8X56 6604	1
39	4026510540	SEEGER RING I 72 7437	2
40	4026910001	VENTING PLUG 3/8"	1
41	4026101406	SCREW 5739 - M8X16 - 4.8	3
42	1680602900	SEAL RING	2
43	4022200032	SEAL RING 60X35X10	1
44	4022200047	SEAL RING 72X50X10	1
45	4022200213	OR RING 3037	1
46	4022200228	OR RING 4487	1
C47	1651010200	GEAR Z=37	1
47	1651001000	GEAR Z=37	1
48	4026305614	FLANGED NUT M24 X 2 UNI 7473 - 65	1
49	1610501900	CENTRIFUGAL GROUP FLANGE	1
50	1610003800	CENTRIFUGAL GROUP FLANGE	1
51	4026300020	COMPENSATION RING LMKASD.90B	1
52	4023100140	BEARING 40 X 90 X 23 SKF 6308 - 2Z	2
53	4022200110	SEAL RING 72X48X15	1
54	4022200240	OR RING 4825	1
55	4026120506	SCREW TCEI 8,8 M10 X 30 5931	8
56	4026350910	TOOTH WASHER M10 6798	8
57	4026155605	SCREW TSP EI 10,9 M6 X 16 5933	3
58	4026305518	SELF LOCKING NUT M30 - UNI 7473 - 65	1
59	4023200008	BALL 5/16 7,938 MM/REC.	1
60	4026120301	SCREW TCEI 8,8 M6 X 12 UNI 5931	10
61	4026350908	TOOTH WASHER M 6 6798	10
62	4026305508	SELF LOCKING NUT M12 - UNI 7473 - 65	24
63	4026305507	SELF LOCKING NUT M10 - UNI 7473 - 65	2
64	4026107110	SCREW UNI 5739 - M8X25 - 8.8	9
65	4026305502	SELF LOCKING NUT M6 - UNI 7473 - 65	2
66	4026308007	NUT M12 - UNI 5588 - 65 - A - 65	1
67	4026302008	LOW PROFILE NUT M14 X 1,5 - UNI 5589 FINE	1
68	1401200400	MANUAL ADJUSTING OILER 2 WAY	1
69	1407200500	OIL PUMP	1
70	1521500300	ROTOR PN 58	1
70	1521500200	ROTOR PN 45	1
70	1521500400	ROTOR PN 84	1
71	1593600000	FLAPPER VALVE	1
72	1601600600	VANE PN 58BK	4
72	1601600400	VANE PN 45 BK	4
72	1601600800	VANE PN 84 BK	4
73	1605500000	PN PUMP HANDLE	1
74	1608500000	4-WAY VALVE COCK	1
76	1610100000	MANIFOLD FLANGE	1
79	1612500600	HOUSING	1
80	1622002600	DRIVE PIN	1
81	1623100000	4-WAY VALVE CAP	1
82	1627100100	INLET MANIFOLD DN60	1
82	1627100200	INLET MANIFOLD DN76	1
83	1627100500	OUTLET MANIFOLD DN76	1
84	1627500000	4-WAY VALVE HOUSING	1
85	1640100000	OIL TANK COVER	1

86	4023117010	BEARING 50 X 90 X 23 4210	1
87	1642600000	RUBER PLUG	2
88	1663014700	OIL LINE PN 45 MIX	1
88	1663005100	OIL LINE PN 45	1
88	1663015100	OIL LINE PN58 MIX	1
88	1663005200	OIL LINE PN 58	1
88	1663015500	OIL LINE PN84 MIX	1
88	1663005300	OIL LINE PN 84	1
89	1663014800	OIL LINE PN45 MIX	1
89	1663011800	OIL LINE PN 45	1
89	1663015200	OIL LINE PN 58 MIX	1
89	1663010400	OIL LINE PN58	1
89	1663015600	OIL LINE PN84 MIX	1
89	1663010300	OIL LINE PN84	1
90	1663010500	OIL LINE	1
91	1680600100	GASKET	1
92	1680700200	GASKET	1
93	1680700300	GASKET	1
94	1683600000	OIL DIP STOCK160 MM-ALS/1/20	1
95	1684000000	PLUG 3/8	1
96	1685002800	WASHER FE 30X8,5 SP. 4	1
97	1685100000	ALUMINIUM FLAT WASHER D. 14X20X1,5	1
98	1685100200	ALUMINIUM FLAT WASHER 17X22X1,5	1
99	1687500300	PUMP HOUSING PN 58	1
99	1687500200	PUMP HOUSING PN 45	1
99	1687500400	PUMP HOUSING PN 84	1
100	1691000000	SPRING	1
101	4022200110	SEAL RING 72X48X15	1
102	4022200030	SEAL RING 41X27X10 GP NBR	1
103	4022200240	OR RING 4825	1
104	4022200250	OR RING 6287	2
105	4022300001	NYLON FILTER D.6	1
106	4026350609	GROWER WASHER 12 FLAT 1751	4
107	4026350909	TOOTH WASHER M 8 6798	16
108	4026500018	TAB 6X10 6606	1
109	4026702000	STRAIGHT UNIVERSAL CONN 4X1/8 1050 /S	3
110	4026702004	STRAIGHT UNIVERSAL CONN 4X1/8 1050 /S /S	1
111	4026350908	TOOTH WASHER M 6 6798	6
112	4026350910	TOOTH WASHER M10 6798	8
113	4026300020	COMPENSATION RING LMKASD.90B	1
114	4026107210	SCREW UNI 5739 - M10X25 - 8.8	8
115	4026107108	SCREW UNI 5737 - M8X20 - 8.8	8
116	4026103004	SCREW UNI 5737 - M12X40 - 8.8	4
117	4026107110	SCREW UNI 5739 - M8X25 - 8.8	8
118	4026308007	NUT M12 - UNI 5588 - 65 - A - 65	4
119	4026107006	SCREW UNI 5739 - M6X16 - 8.8	6
120	4023100121	BEARING 35 X 80 X 21 6307	3
Julia with mechanical seals			
POS.	e components	Description	NR.
M1	1650019800	CENTRIFUGAL GROUP SHAFT	1
M2	1624030400	SPACER FOR JULIA WITH MECHANICAL SEAL	1
M3	4026401101	PLUG 3X12 DIN 6325	1
M4	4022216930	MECHANICAL SEAL FOR JULIA	1
M5	1610512600	CONNECTION FLANGE	1
PN MIXER manifold			
POS.	components	Description	NR.
MX1	1605500000	HANDLE	1
MX2	1608500100	MIX CHANGEOVER	1
MX3	1610100000	MANIFOLD FLANGE	1
MX4	1623100000	GASKET	1
MX5	1627100200	INLET MANIFOLD 76	1
MX6	1627100500	OUTLET MANIFOLD 76	1
MX7	1627100700	INLET MANIFOLD 60 MIX	1
MX7	1627100800	INLET MANIFOLD 76 MIX	1
MX8	1627500100	MIX CONVEYOR	1
MX9	1680600100	GASKET	1
MX10	1680700200	GASKET	1
MX11	1680700600	GASKET	1
MX12	1685002800	WASHER FE 30X8,5 SP.4	1
MX13	1691000000	SPRING	1
MX14	4022200030	SEAL RING 41X27X10 GP NBR	1
MX15	4022200250	OR-RING 6287	2
MX16	4026350609	GROWER WASHER 12 FLAT PART 1751	6
MX17	4026350909	TOOTH WASHER M 8 6798	13
MX18	4026103004	SCREW UNI 5737 - M12X40 - 8.8	6
MX19	4026107108	SCREW UNI 5737 - M8X20 - 8.8	5
MX20	4026107110	SCREW UNI 5739 - M8X25 - 8.8	8
MX21	4026308007	NUT M12 - UNI 5588 - 65 - A - 65	6

# Jurop Julia 5000

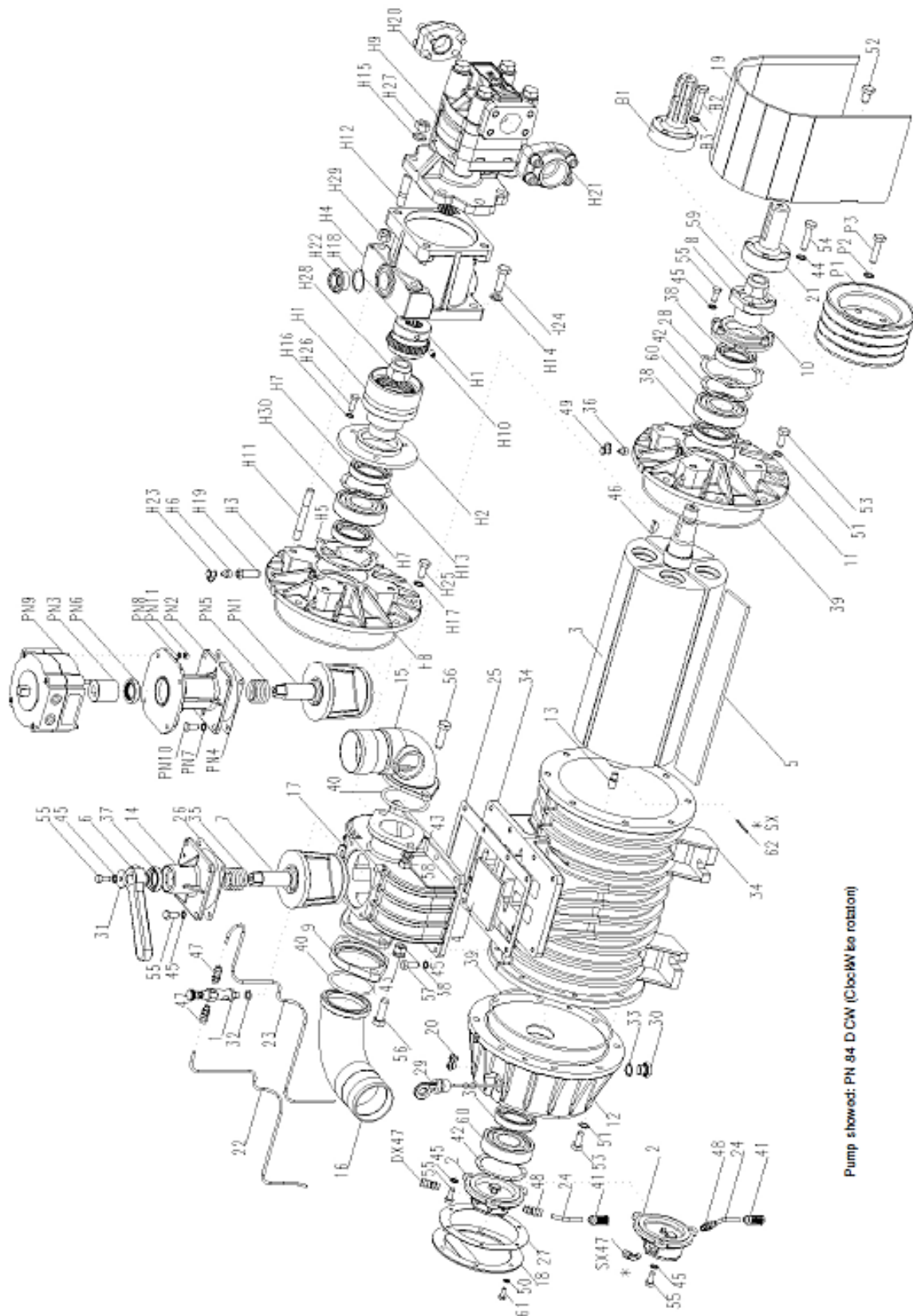




Pos.	Code	Description	Q.ty	Pos.	Code	Description	Q.ty
1	1604200000	GEAR FORK	1	49	4026171304	SCREW M14X40	4
2	1604500000	CENTRIFUGAL GROUP FORK	1	50	4026302008	LOW PROF. NUT M14X1,5	1
3	1610502100	CENTRIFUGAL GROUP FLANGE	1	51	4026305502	SELF LOCKING NUT M6	2
4	1610502200	BLIND FLANGE CENTRIFUGAL	2	52	4026305507	SELF LOCKING NUT M10	2
	161057TFB0	BLIND FLANGE CENTRIFUGAL (LC 300-420)	2	53	4026305508	SELF LOCKING NUT M12	24
5	1611500000	HUB	1	54	4026305511	NUT M14	4
6	1612500500	CENTRIFUGAL GROUP BOX	1	55	4026305616	SELF LOCKING NUT M30	1
7	1621510100	CENTRIFUGAL GROUP (JULIA 3000)	1	56	4026308007	NUT M12	1
	1621509900	CENTRIFUGAL GROUP (JULIA 5000)	1	57	4026350709	WASHERGROWER M12	8
8	1622001600	PIVOT ROD	1	58	4026350908	TOOTH WASHER M6	10
9	1624002600	SPACER	1	59	4026350909	FLAT WASHER M8	12
10	1624002700	SPACER	1	60	4026357005	FLAT WASHER M8 GALV.	3
11	1627508900	CENTRIFUGAL PUMP MANIFOLD Ø200	1	61	4026500910	TAB 10X8X56	1
	16275011E0	CENTRIFUGAL PUMP MANIFOLD Ø150	1	62	4026510540	SEEGER RING I 72	2
12	1640500000	CENTRIFUGAL GROUP COVER	1	63	4026701602	PLUG 3/8"	1
13	1642600100	CARDAN SHAFT PROTECTION	1	64	4026910001	VENTING PLUG 3/8"	1
14	1650001900	SPLINED SHAFT	1				
15	1650002000	SHAFT	1			<b>VACUUM PUMP FOR JULIA 3000 - 5000</b>	
16	1651001000	GEARZ 90	1	V1	1610501900	FLANGE PN45 - 106	1
17	1671000000	ENGAGING ROD	1		1610513400	FLANGE PN130 - 140	1
18	1671000400	ENGAGING ROD	1		1610509900	FLANGE PNR72 - 82	1
19	1680603300	PACKING SEAL74X50X12	5		1610510000	FLANGE PNR102 - 122	1
20	1680701800	GASKET	3		161057TFB0	FLANGE LC300 - 420	1
21	1680701900	GASKET	1	V2	1651010200	GEAR PN45-106 Z37	1
22	1680702000	GASKET	1		1651010300	GEAR PN130 - 140 Z37	1
23	1684000000	DRAIN PLUG3/8	3		1651010400	GEAR PNR72 - 82	1
24	1685007200	FLAT WASHER	1		1651010300	GEAR PNR102 - 122	1
25	1685100200	FLAT WASHER	3		1651010300	GEAR LC300 - 420	1
26	1687511100	DIFFUSER	1	V3	1651001100	GEAR PN45 - 106 Z37	1
27	1691001500	SPRING	1		1651006800	GEAR PN130 - 140	1
28	4022200032	SEAL RING60X35X10	1		1651006900	GEAR PNR72 - 82 Z37	1
29	4022200047	SEAL RING72X50X10	1		1651006800	GEAR PNR102 - 122 Z37	1
30	4022200213	OR RING 3037	1		1651006800	GEAR LC300 - 420 Z37	1
31	4022200228	SEAL OR 4487	1	V4	4026305614	SELF LOCKING NUT M24X2 PN45 - 106	1
32	4022203021	SEALVAV-RING	2		4026305616	SELF LOCKING NUT M30X2 PN130 - 140	1
33	4022205000	OR RING 304.4X3.53	2		4026305616	SELF LOCKING NUT M30X2 PNR72 - 82	1
34	4023100079	BEARING 6307	3		4026305616	SELF LOCKING NUT M30X2 PNR102 - 122	1
35	4023100080	BEARING 4210	1		4026306115	SELF LOCKING NUT M36X3 LC300 - 420	1
36	4023200008	BALL 5/16	1	V5	-	PUMP PN45 - 106	1
37	4025505008	HANDLE	1		-	PUMP PN130 - 140	1
38	4026101406	SCREW M8X16	3		-	PUMP PNR72 - 82	1
39	4026103002	SCREW M12X30	8		-	PUMP PNR102 - 122	1
40	4026103003	SCREW M12X35 ZINC.	4		-	PUMP LC300 - 420	1
41	4026107110	SCREW M8X25	9				
42	4026120301	SCREW TCEI 8.8 M6X12	10			<b>GREASE (ON REQUEST)</b>	
43	4026120403	SCREW 8X20	3	A1	40221FCB00	GREASE 1/8G	1
44	4026121311	SCREW TCEI 8,8M 6X35 GALV.	2	A2	402445CB00	VALVE HDR UNIDIREZ. G1/4" 8 BAR	1
45	4026135504	SCREW 10X10	1	A3	4026702511	FITTING T G1/8 F.F.M.	1
46	4026171118	SCREW 10X90	2	A4	4026740115	NIPPLE 1/4"X1/8"	1
47	4026171201	SCREW 12X30	20	A5	4026741801	REDUCTION M.F.3/8X1/8	1
48	4026171203	SCREW 12X40	4	A6	4029602700	PROTECTION CAP	1

## Hydraulic drive pumps

### Juropop PN 45/58/84 M

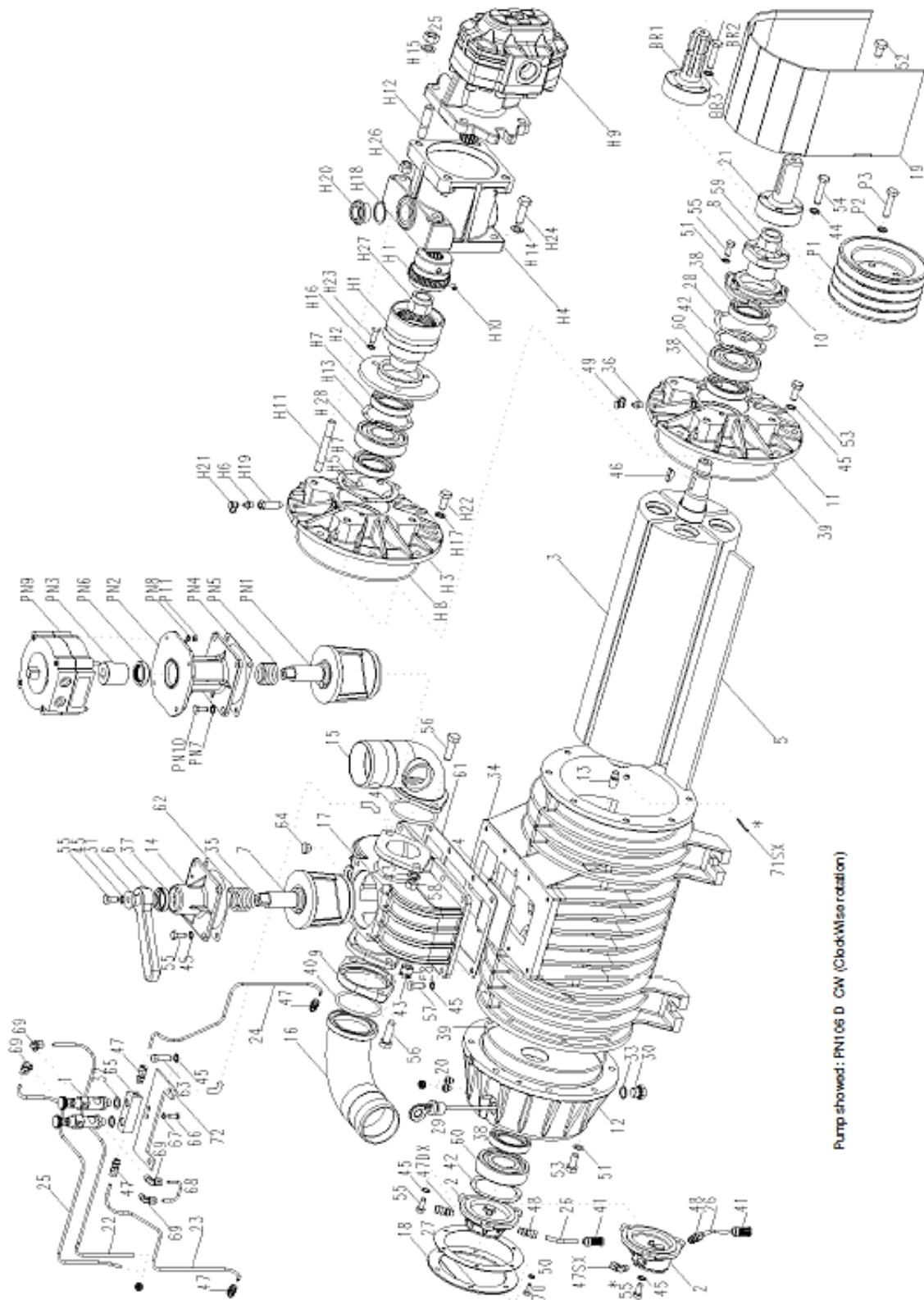


Pump shown: PN 84 D CW (Clockwise rotation)

PNEUMATIC 4-WAY VALVE			
POS.	Code	Description	NH.
PN1	1608502200	PNE. 4-WAY VALVE CONVEYOR	1
PN2	1613100500	PNE. 4-WAY VALVE SUPPORT	1
PN3	1676000500	PNE. 4-WAY VALVE JOINT	1
PN4	1680700200	VALVE STEM COVER GASKET	1
PN5	1691000000	VALVE SPRING	1
PN6	4022200030	SEAL RING 41X27X10 GP NBR	1
PN7	4026350909	WASHER M 8 6798	4
PN8	4026351504	WASHER M 6 6798	4
PN9	4027100401	PNEUMATIC 4-WAY VALVE	1
PN10	4026107108	SCREW UNI 5737 - M8 X 20 - 8.8	4
PN11	4026308003	NUT M6 - UNI 5588	4
PULLEY D 150			
POS.	Code	Description	NH.
P1	1653501000	PULLY SPB 150X4	1
P2	4026350708	GROWER WASHER 10	4
P3	4026107108	SCREW UNI 5737 - M8 X 20 - 8.8	4
HYDRAULIC DRIVE			
POS.	Code	Description	NH.
H1	1470100400	JOINT GA 100	1
H2	1610005500	HYD. DRIVE FLANGE	1
H3	1610500500	DIRECT DRIVE END PLATE	1
H4	1612501400	HYD. DRIVE GEARBOX	1
H5	1680700400	END CAP GASKET	1
H6	4022100010	GRESASER	1
H7	4022200110	SEAL RING 72X48X15	2
H8	4022200240	O-RING OR 4825	1
H9	4024107009	HYDRAULIC MOTOR	1
H10	4026136005	SCREW M8 X 12	1
H11	4026171211	STUD SCREW 8,8 M 12 X 80	2
H12	4026171304	STUD SCREW 8,8 M 14 X 40 UNI 5911	4
H13	4026300020	COMPENSATION RING	1
H14	4026350609	GROWER WASHER 12	2
H15	4026350610	GROWER WASHER 14	4
H16	4026350909	WASHER M 8 6798	3
H17	4026350910	WASHER M10 6798	8
H18	4026359001	WASHER 40X33,5X1,5	1
H19	4026705001	EXTENDED CONNECTION H 36 MM	1
H20	4026711003	DRIVE FLANGE AFS 104G 1"1/4	1
H21	4026711004	DRIVE FLANGE AFS 106G 1"1/2	1
H22	4026904003	PLUG 1"	1
H23	4029602700	GREASERS PROTECTION CAP	1
H24	4026103004	SCREW UNI 5737 - M12X40 - 8.8	2
H25	4026107210	SCREW UNI 5739 - M10X25 - 8.8	8
H26	4026107110	SCREW UNI 5739 - M8X25 - 8.8	3
H27	4026308008	NUT M14 - UNI 5588	4
H28	4026305614	SELF LOCKING NUT M24 X 2 UNI 7473	1
H29	4026305508	SELF LOCKING NUT M12 - UNI 7473	2
H30	4023100140	BEARING 40 X 90 X 23 SKF 6308 - 2Z	1
DIRECT DRIVE - SMOOTH SHAFT			
POS.	Code	Description	NH.
1	1401200400	DRIP OILER - 2 CONNECTIONS	1
2	1407200500	GEAR OIL PUMP	1
3	1521500300	ROTOR PN 58	1
3	1521500200	ROTOR PN 45	1
3	1521500400	ROTOR PN 84	1
4	1593600000	FLAPPER VALVE	1
5	1601600600	VANE PN 58 BK	4
5	1601600400	VANE PN 45 BK	4
5	1601600800	VANE PN 84 BK	4
6	1605500000	VALVE HANDLE	1
7	1608500000	CONVEYOR	1
8	1610006600	FLANGE FOR DIRECT DRIVE	1
9	1610100000	OUTLET PORT FLANGE	1
10	1610500400	END CAP	1
11	1610500500	DIRECT DRIVE END PLATE	1
12	1612500600	OIL TANK	1
13	1622002600	OIL PUMP DRIVE	1
14	1623100000	END CAP	1

15	1627100100	SUCTION MANIFOLD D.60	1
15	1627100200	SUCTION MANIFOLD D.76	1
16	1627100500	EXHAUST MANIFOLD D.76	1
17	1627500000	STANDARD MANIFOLD	1
18	1640100000	OIL TANK COVER	1
19	1642003000	CARDAN SHAFT PROTECTION	1
20	1642600000	OIL LINE RUBBER PROTECTION	2
21	1650004300	SMOOTH FLANGED SHAFT	1
22	1663005500	OIL LINE PN 45 - DIRECT DRIVE	1
22	1663005100	OIL LINE PN 45 - GEARBOX	1
22	1663005600	OIL LINE PN 58 - DIRECT DRIVE	1
22	1663005200	OIL LINE PN 58 - GEARBOX	1
22	1663005700	OIL LINE PN 84 - DIRECT DRIVE	1
22	1663005300	OIL LINE PN 84 - GEARBOX	1
23	1663011900	OIL LINE TO LUBR. PUMP PN 45 - D.DRIVE	1
23	1663011800	OIL LINE TO LUBR. PUMP PN 45 - G.BOX	1
23	1663012000	OIL LINE TO LUBR. PUMP PN 58 - D.DRIVE	1
23	1663010400	OIL LINE TO LUBR. PUMP PN 58 - G.BOX	1
23	1663012100	OIL LINE TO LUBR. PUMP PN 84 - D.DRIVE	1
23	1663010300	OIL LINE TO LUBR. PUMP PN 84 - G.BOX	1
24	1663010500	LUBR. PUMP SUCTION PIPE	1
25	1680600100	VALVE HOUSING GASKET	1
26	1680700200	VALVE STEAM COVER GASKET	1
27	1680700300	OIL TANK COVER GASKET	1
28	1680700400	END CAP GASKET	1
29	1683600000	160 MM OIL DIP STICK	1
30	1684000000	DRAIN PLUG 3/8	1
31	1685002800	WASHER FE 30X8,5	1
32	1685100000	WASHER 14X20X1,5	1
33	1685100200	WASHER 17X22X1,5	1
34	1687500300	PUMP HOUSING PN58	1
34	1687500200	PUMP HOUSING PN45	1
34	1687500400	PUMP HOUSING PN84	1
35	1691000000	VALVE SPRING	1
36	4022100010	GRESASER	1
37	4022200030	SEAL RING 41X27X10 GP NBR	1
38	4022200110	SEAL RING 72X48X15	3
39	4022200240	O-RING OR 4825	2
40	4022200250	O-RING OR 6287	2
41	4022300001	NYLON FILTER D.6	1
42	4026300020	COMPENSATION RING	2
43	4026350609	GROWER WASHER 12	4
44	4026350708	GROWER WASHER 10	4
45	4026350909	WASHER M 8 6798	19
46	4026500018	TAB 6X10	1
SX47	4026706000	UNIV. CONNECTION 90 4X1/8 1020	1
DX47	4026702000	UNIV. CONNECTION DIR. 4X1/8 1050	1
47	4026702000	UNIV. CONNECTION DIR. 4X1/8 1050	3
48	4026702004	UNIV. CONNECTION DIR. 6X1/8 1050	1
49	4029602700	GREASERS PROTECTION CAP	1
50	4026350908	WASHER M 6 6798	6
51	4026350910	WASHER M10 6798	16
52	4026103000	SCREW UNI 5737 - M12X20 - 8.8	4
53	4026107210	SCREW UNI 5739 - M10X25 - 8.8	16
54	4026102911	SCREW UNI 5739 - M10X45 - 8.8	4
55	4026107108	SCREW UNI 5737 - M8X20 - 8.8	11
56	4026103004	SCREW UNI 5737 - M12X40 - 8.8	4
57	4026107110	SCREW UNI 5739 - M8X25 - 8.8	8
58	4026308007	NUT M12 - UNI 5588	4
59	4026305614	SELF LOCKING NUT M24 X 2 UNI 7473	1
60	4023100140	BEARING 40 X 90 X 23 SKF 6308 - 2Z	2
61	4026107006	SCREW UNI 5739 - M6X16 - 8.8	6
62SX	4026414617	PLUG 3 X 40 6873	1
SPLINED SHAFT			
POS.	Code	Description	NH.
B1	1650004700	SPLINED SHAFT 1" 3/8	1
B2	4026102911	SCREW UNI 5739 - M10X45 - 8.8	4
B3	4026350708	GROWER WASHER 10	4

# Jurop PN106 D



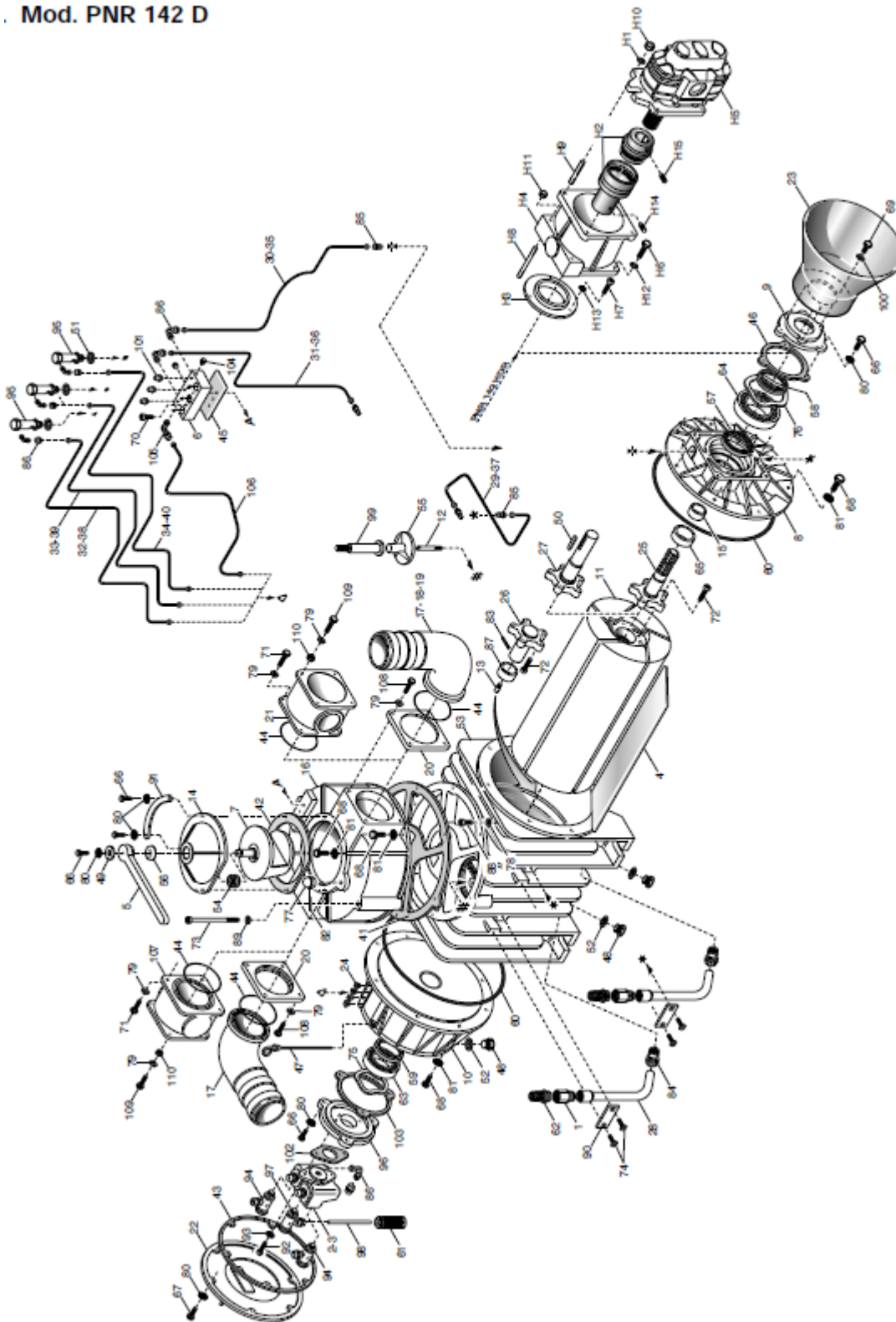
Pump showed: PN106 D CW (Clockwise rotation)

HYDRAULIC DRIVE			
POS.	Code	Description	NR.
H1	1470100400	JOINT GA 100	1
H2	1610005500	HYD. DRIVE FLANGE	1
H3	1610500500	DIRECT DRIVE END PLATE	1
H4	1612501400	HYD. DRIVE GEARBOX	1
H5	1680700400	END CAP GASKET	1
H6	4022100010	GREASER	1
H7	4022200110	SEAL RING 72X48X15	2
H8	4022200240	O-RING OR 4825	1
H9	4024107001	HYDRAULIC MOTOR	1
H10	4026136005	SCREW M8 X 12	1
H11	4026171211	STUD SCREW 8,8 M 12 X 80	2
H12	4026171304	STUD SCREW 8,8 M 14 X 40 UNI 5911	4
H13	4026300020	COMPENSATION RING	1
H14	4026350609	GROWER WASHER 12	2
H15	4026350610	GROWER WASHER 14	4
H16	4026350909	WASHER M 8 6798	3
H17	4026350910	WASHER M10 6798	8
H18	4026359001	WASHER 40X33,5X1,5	1
H19	4026705001	EXTENDED CONNECTION H 36 MM	1
H20	4026904003	PLUG 1"	1
H21	4029602700	GREASERS PROTECTION CAP	1
H22	4026107210	SCREW UNI 5739 - M10X25 - 8.8	8
H23	4026107110	SCREW UNI 5739 - M8X25 - 8.8	3
H24	4026103004	SCREW UNI 5737 - M12X40 - 8.8	2
H25	4026308008	NUT M14 - UNI 5588	4
H26	4026305508	SELF LOCKING NUT M12 - UNI 7473	2
H27	4026305614	SELF LOCKING NUT M24 X 2 UNI 7473	1
H28	4023100140	BEARING 40 X 90 X 23 SKF 6308 - 2Z	1
DIRECT DRIVE - SMOOTH SHAFT			
POS.	Code	Description	NR.
1	1401200400	DRIP OILER - 2 CONNECTIONS	2
2	1407200500	GEAR OIL PUMP	1
3	1521500500	PUMP ROTOR	1
4	1593600000	FLAPPER VALVE	1
5	1601601000	VANE PN 106	4
6	1605500000	VALVE HANDLE	1
7	1608500000	CONVEYOR	1
8	1610006600	FLANGE FOR DIRECT DRIVE	1
9	1610100000	OUTLET PORT FLANGE	1
10	1610500400	END CAP	1
11	1610500500	DIRECT DRIVE END PLATE	1
12	1612500600	OIL TANK	1
13	1622002600	OIL PUMP DRIVE	1
14	1623100000	END CAP	1
15	1627100300	SUCTION MANIFOLD D.80	1
16	1627100500	EXHAUST MANIFOLD D.76	1
17	1627500000	STANDARD MANIFOLD	1
18	1640100000	OIL TANK COVER	1
19	1642003000	CARDAN SHAFT PROTECTION	1
20	1642600000	OIL LINE RUBBER PROTECTION	2
21	1650004300	SMOOTH FLANGED SHAFT	1
22	1663025200	OILLINE	1
22	1663018700	OILLINE	1
23	1663018500	OILLINE	1
23	1663018600	OILLINE	1
24	1663018600	OILLINE	1
24	1663018500	OILLINE	1
25	1663025100	OILLINE	1
25	1663018400	OILLINE	1
26	1663010500	LUBR. PUMP SUCTION PIPE	1
27	1680700300	OIL TANK COVER GASKET	1
28	1680700400	END CAP GASKET	1
29	1683600000	160 MM OIL DIP STICK	1
30	1684000000	DRAIN PLUG 3/8	1
31	1685002800	WASHER FE 30X8,5	1

32	1685100000	WASHER 14X20X1,5	2
33	1685100200	WASHER 17X22X1,5	1
34	1687500500	HOUSING PN106	1
35	1691000000	VALVE SPRING	1
36	4022100010	GREASER	1
37	4022200030	SEAL RING 41X27X10 GP NBR	1
38	4022200110	SEAL RING 72X48X15	3
39	4022200240	O-RING OR 4825	2
40	4022200250	RING OR 6267	2
41	4022300001	NYLON FILTER D.6	1
42	4026300020	COMPENSATION RING	2
43	4026350609	GROWER WASHER 12	4
44	4026350708	GROWER WASHER 10	4
45	4026350909	WASHER M 8 6798	19
46	4026500018	TAB 6X10	1
47SX	4026702004	UNIV. CONNECTION. DIR. 6X1/8 1050	1
47 DX	4026702000	UNIV. CONNECTION DIR. 4X1/8 1050	1
47	4026702000	UNIV. CONNECTION DIR. 4X1/8 1050	3
48	4026702004	UNIV. CONNECTION DIR. 6X1/8 1050	1
49	4029602700	GREASERS PROTECTION CAP	1
50	4026350908	WASHER M 6 6798	6
51	4026350910	WASHER M10 6798	16
52	4026103000	SCREW UNI 5737 - M12X20 - 8.8	4
53	4026107210	SCREW UNI 5739 - M10X25 - 8.8	16
54	4026102911	SCREW UNI 5739 - M10X45 - 8.8	4
55	4026107108	SCREW UNI 5737 - M8X20 - 8.8	11
56	4026103004	SCREW UNI 5737 - M12X40 - 8.8	4
57	4026107110	SCREW UNI 5739 - M8X25 - 8.8	6
58	4026308007	NUT M12 - UNI 5588	4
59	4026305614	SELF LOCKING NUT M24 X 2 UNI 7473	1
60	4023100140	BEARING 40 X 90 X 23 SKF 6308 - 2Z	2
61	1680600100	VALVE HOUSING GASKET	1
62	1680700200	VALVE STEM COVER GASKET	1
63	4026107111	SCREW UNI 5739 - M8X30 - 8.8	2
64	4026905002	PLUG 1/4"	1
65	1608100000	HYD. CONTROL VALVE	1
66	4026102704	SCREW UNI 5739 - M6X16 - 8.8	2
67	4026350908	WASHER M 6 6798	2
68	1663011000	OILER CONNECTION PIPE	1
69	4026706000	UNIV. CONNECTION 90 4X1/8 1020	4
70	4026107006	SCREW UNI 5739 - M6X16 - 8.8	6
71SX	4026414617	PLUG 3 X 40 6873	1
72	1681100100	OILER SUPPORT PLATE	1
SPLINED SHAFT			
POS.	Code	Description	NR.
BR1	1650004700	SPLINED SHAFT 1" 3/8	1
BR2	4026102911	SCREW UNI 5739 - M10X45 - 8.8	4
BR3	4026350708	GROWER WASHER 10	4
PULLEY D 150			
POS.	Code	Description	NR.
P1	1653501000	PULLEY SPB 150X4	1
P2	4026350708	GROWER WASHER 10	4
P3	4026107108	SCREW UNI 5737 - M8 X 20 - 8.8	4
PNEUMATIC 4-WAY VALVE			
POS.	Code	Description	NR.
PN1	1608502200	PNE. 4-WAY VALVE CONVEYOR	1
PN2	1613100500	PNE. 4-WAY VALVE SUPPORT	1
PN3	1676000500	PNE. 4-WAY VALVE JOINT	1
PN4	1680700200	VALVE STEM COVER GASKET	1
PN5	1691000000	VALVE SPRING	1
PN6	4022200030	SEAL RING 41X27X10 GP NBR	1
PN7	4026350909	WASHER M 8 6798	4
PN8	4026351504	WASHER M 6 6798	4
PN9	4027100401	PNEUMATIC 4-WAY VALVE	1
PN10	4026107108	SCREW UNI 5737 - M8 X 20 - 8.8	4
PN11	4026308003	NUT M6 - UNI 5588	4

# Jurop PN142

Mod. PNR 142 D



## Parts list PNR 142 D

Pos. Code	Description	Quantity
1	1493300200 Air injection valve PNR 142	2
2	4024250000 Automatic lubricating pump (cw rotation)	1
3	4024250500 Automatic lubricating pump (ccw rotation)	1
4	1601605200 Vane PNR 142	5
5	1605500100 Handle PNR 142	1
6	1608100210 Distributor PNR 142	1
7	1608500700 Conveyor PNR 142	1
8	1610508100 Flange PNR 142 D	1
9	1610508200 Flange R-PNR-PNE 102-122-142 D	1
10	1612500900 Oil tank PNR 142	1
11	1621503200 Rotor PNR 142	1
12	1622002500 Check valve shaft PNR 142	1
13	1622002600 Shaft M10	1
14	1623500300 Conveyor cap PNR 142	1
15	1626001100 Bushing PNR 142 D	1
16	1627501100 Manifold PNR 142	1
17	1627102400 Conveyor Ø 100	1-2
18	1627102700 Conveyor Ø 80	1
19	1627102800 Conveyor Ø 76	1
20	1610101100 Conveyor Flange	2
21	1627102500 Conveyor with safety valve connection	(1)
22	1640101000 Oil tank cap PNR 142	1
23	1642600100 Drive shaft protection	1
24	1642600000 Pipeline protection	4
25	1650012900 Front spined shaft PNR 142 D	1
26	1650013000 Rear shaft PNR 142	1
27	1650013100 Front smooth shaft PNR 142 D	1
28	1663014000 Air injection valve pipe 1/2" PNR 142	2
29	1663009500 Front lubricating line (housing) PNR 142 D rh/M lh	1
30	1663016510 Front lubricating line (flange) PNR 142 D rh	1
31	1663016310 Rear lubricating line PNR 142 D rh/M lh	1
32	1663034500 Rear oil dripper lubricating line PNR 142 D rh/M lh	1
33	1663034600 Centering oil dripper lubric. line PNR 142 D rh/M lh	1
34	1663034700 Front oil dripper lubricating line PNR 142 D rh/M lh	1
35	1663026010 Front lubricating line (flange) PNR 142 D lh	1
36	1663016610 Rear lubricating line PNR 142 D lh/M rh	1
37	1663025700 Front lubricating line (housing) PNR 142 D lh/M rh	1
38	1663034200 Rear oil dripper lubricating line PNR 142 D lh/M rh	1
39	1663034300 Centering oil dripper lubric. line PNR 142 D lh/M rh	1
40	1663034400 Front oil dripper lubricating line PNR 142 D lh/M rh	1
41	1680608300 Manifold gasket PNR 142	1
42	1680702500 Conveyor gasket PNR 142	1
43	1680702700 Oil tank gasket PNR 142	1
44	4022200310 OR 6362	2
45	1680703700 Distributor gasket PNR 142	1
46	1680707300 Flange gasket PNR 142 D	1
47	1683600300 Oil stick	1
48	1684000000 Plug G3/8	3
49	1685002800 Washer 30x8,5x4	1
50	4026501006 Tab 12x8x56	1
51	1685100000 Alu washer 14x20x1,5	3
52	1685100200 Alu washer 17x22x1,5	3
53	1687501900 Housing PNR 142 D	1
54	1691000200 Conveyor spring	1
55	1693500000 Check valve PNR 142	1
56	4022200030 Seal 41x27x10	1
57	4022200113 Seal 70x55x15	1
58	4022200044 Seal 65x45x8	1
59	4022200111 Seal 72x48x15	1
60	4022200311 OR 4975	2
61	4022300001 Nylon filter Ø6	1
62	4022301004 Silencer-filter 3/4"	2
63	4023100040 Bearing 6308	1
64	4023100046 Bearing 6309	1
65	4023130035 Bushing 55x45x22	1
66	4026100408 Screw M8x20	11
67	4026100410 Screw M8x25	6
68	4026100510 Screw M10x25	21

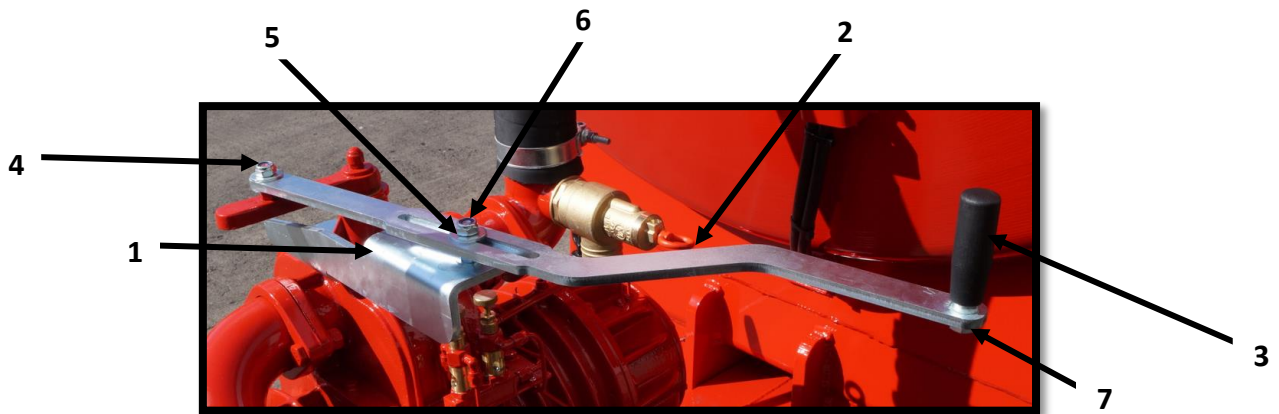
Pos. Code	Description	Quantity
69	4026101409 Screw M8x12 galvanized	3
70	4026120305 Screw M6x25	2
71	4026102807 Screw M 8x25	(4)
72	1672001600 PNR rotor screw M10	10
73	4026120519 Screw M10x110	2
74	4026155605 Screw M6x16	4
75	4026300020 Compensation ring Ø90	1
76	4026300025 Compensation ring Ø100	1
77	4026322006 Nut M16	1
78	1685100800 Alu washer 8x14x1,5	1
79	4026350606 Grower washer M8	8(12)
80	4026350909 Washer M8	17
81	4026350910 Washer M10	21
82	4026414611 Pin 3x24	1
83	4026414617 Pin 3x40 (*)	1
84	4026701301 Fitting G1/2	2
85	4026702000 Fitting Ø4-1/8	4
86	4026706000 Fitting 90° Ø4-1/8	6
87	1624007500 Bushing 48x40x22	1
88	4026120400 Screw M8x12	1
89	4026350608 Grower washer M10	2
90	1681006600 Bracket	2
91	1681005300 Plate vac-press PNR 142	1
92	4026120304 Screw M6x16	2
93	4026350908 Washer M6	2
94	4026706101 Fitting Ø4-1/8	2
95	1401200700 Oil dripper automatic lubrication	3
96	1610508500 Automatic lubrication pump flange R-PNR-PNE	1
97	4026706104 Fitting Ø6-1/8	1
98	1663041100 Suction line for aut. lubricating pump PNR 102-122-142	1
99	1672001200 Check valve stop	1
100	4026356002 Flat washer M8 galvanized	3
101	4022301000 Oil block filter G 1/8	3
102	1680609700 Oil pump gasket	1
103	1680609800 Oil pump flange gasket	1
104	4026910601 Plug G1/8	2
105	4026706003 Fitting 90° G1/8 ø6	1
106	1663043700 Oil drain line PNR 142 D dx	1
	1663043800 Oil drain line PNR 142 D sx	1
107	1627102600 Conveyor	(1)
108	4026102801 Screw M8x35	8
109	4026102810 Screw M8x40	(4)
110	4026308005 Nut M8	(4)

(\*): on models with ccw (left hand) rotation

## PNR 142 HDR

Pos. Code	Description	Quantity
H1	4026350610 Grower washer M14	4
H2	1470102300 Coupling PNR 102-122-142 HDR	1
H3	1610021600 Centering flange PNR-PNE 102-122-142 HDR	1
H4	1612501000 Bracket PNR-PNE ... HDR	1
H5	4024107004 Motor PNR 142 HDR	1
H6	4026107313 Screw M12x40	2
H7	4026120403 Screw M8x20	3
H8	4026171211 Stud screw M12x80	2
H9	4026171304 Stud screw M14x40	4
H10	4026308008 Nut M14 galvanized	4
H11	4026305508 Nut M12	2
H12	4026350609 Washer grower M12	2
H13	4026350909 Washer M8	3
H14	4026136003 Dowel pin M8x8	1
H15	4026136006 Dowel pin M8x14	1
	1892002300 Gaskets kit PNR 142 D	1

## Change Over Systems



Ref.	Part no.	Description
1		Changeover bracket
2		Changeover slider
3		Changeover handle
4		M12 nut(x3)
5		M12 washer(x4)
6		M12 bolt(x1)
7		M16 nut(x1)



Hydraulic change over	Part no.
Ram	VT/9992
Kit	VT/9993
Hoses (state length required)	
Fittings (state fittings required)	



## Shutoff Systems

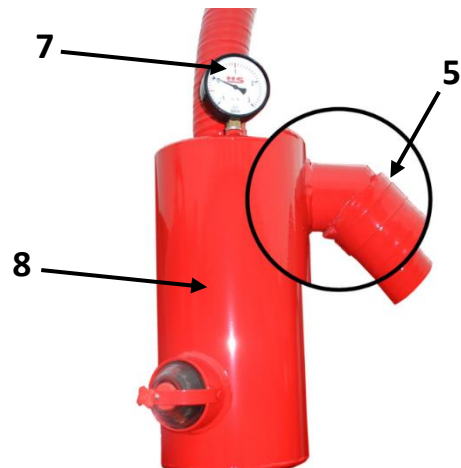
Ref.	Part No.	Description
1	VT/078	Top hatch (weld in base)(see diagram)
2a	VT/AM41	72mm Ball
2b	VT/1818	120mm Ball
3	VT/290	Rubber seal
4	VT/180	Top hatch (state size and model of tanker)
4a		Top hatch
5	VT/1474	3" Hose clip
6	VT/3702	76mm hose (state length required)
7	VT/782	½" Pressure gauge
	VT/7831	Glycerin filled pressure gauge
8	VT/204	Syphon tank (state size and model of tanker)
8a		Syphon tank
9		M12 nuts and bolts

Standard syphon

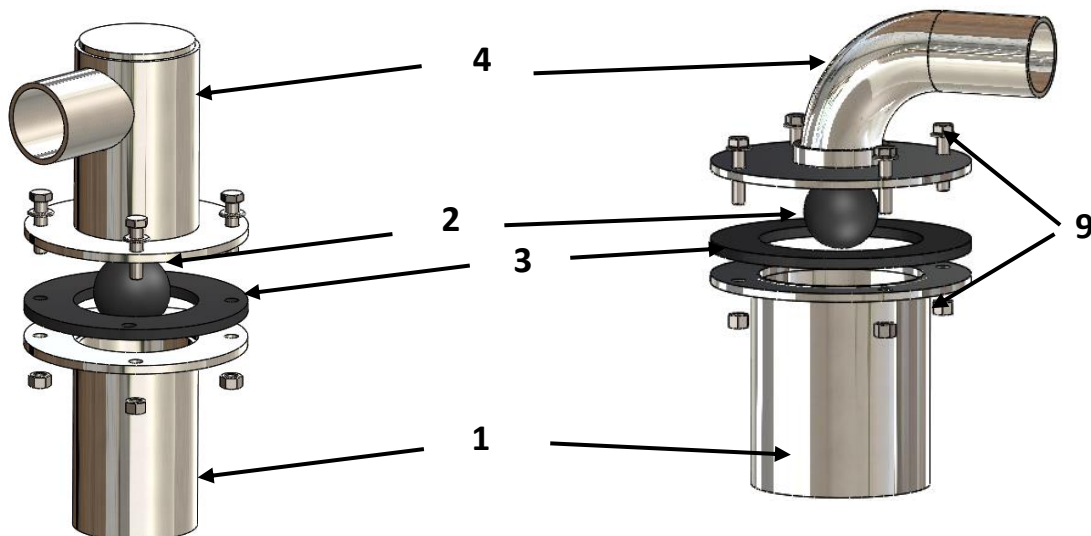


A

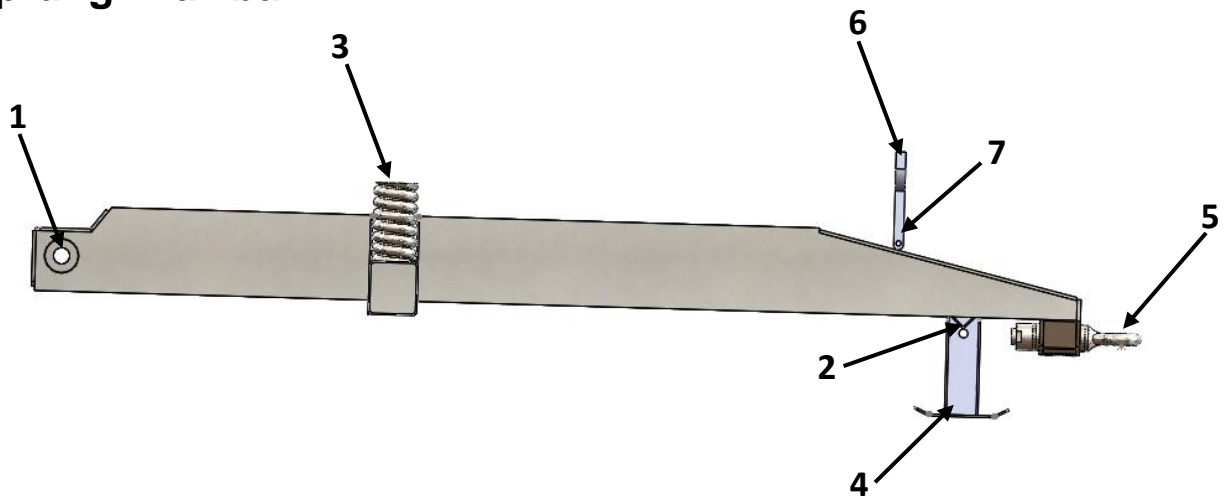
Sprung drawbar syphon



B


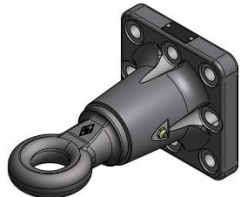





## Sprung Drawbar



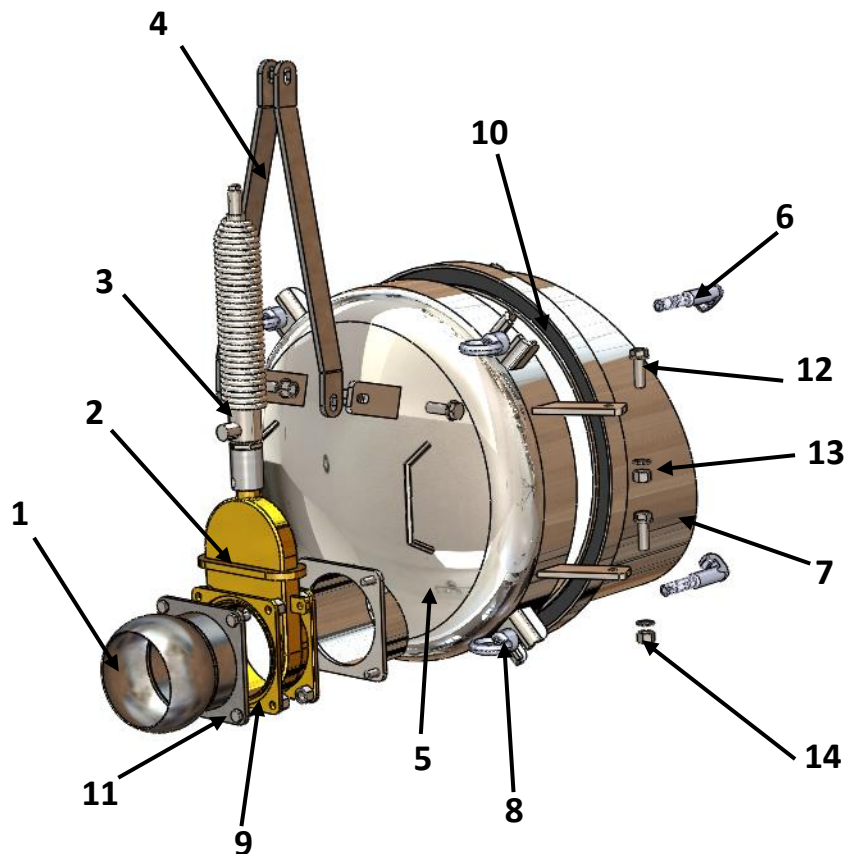
Ref.	Part No.	Description	
1		Pivot pin M20X40 100mm washer	
2		Front pin	
3	GP/C200	Green (light duty)	
	GP/C210	Red (medium duty)	
	GP/C215	White (heavy duty)	
4	VT/207	Stand new type (shown) - 240mm (On tanks with fixed hitches)	
	VT/209	Stand new type (shown) - 270mm (On tanks with swivel hitches)	
	VT/206	Stand old type	
5	MM/9205	Swivel hitch (see overleaf)	
6	VT/203	PTO stand	
7		M12x40 bolt, washer and nut	

## Drawbar fittings

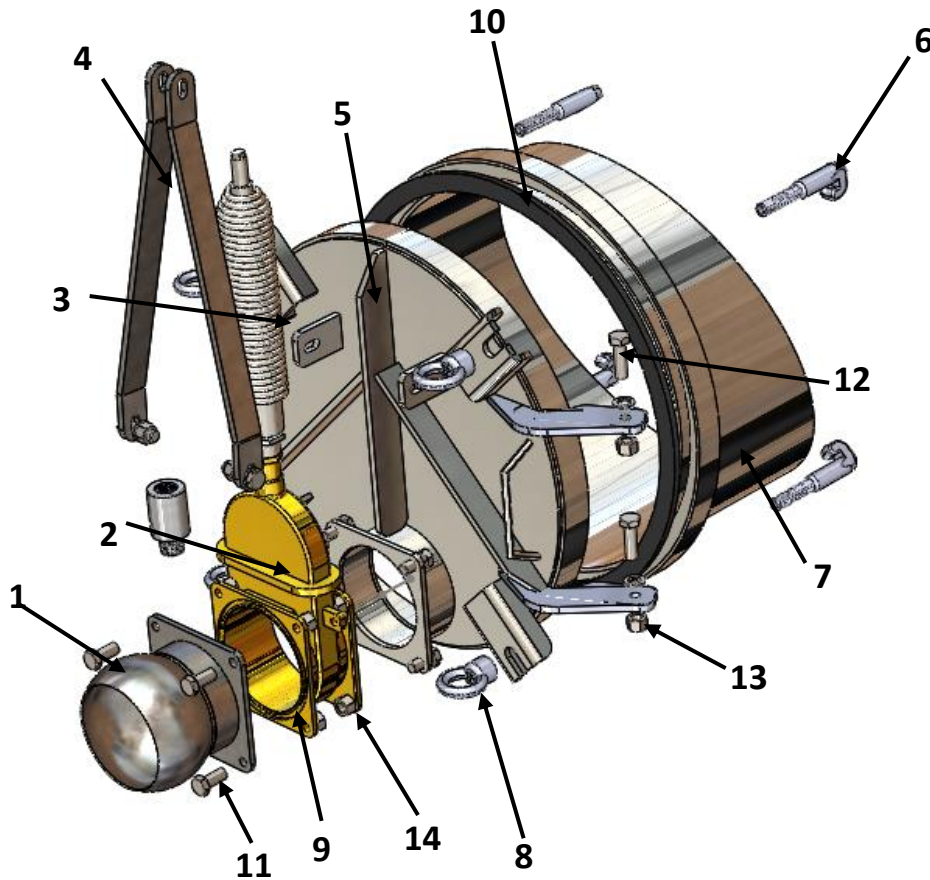
Ref.	Part No.	Description	
1		Weld on ring hitch	
2		Bolt on swivel hitch	
3		Bolt on swivel hitch (old type)	
3		Bolt on ball and spoon hitch	
4	MM/9205	Swivel hitch	

## Back Door - Standard

Ref.	Part No.	Description
1	VT/1080	Male coupling on flange
2	VT/901	Double flanged gate valve
3	VT/703	Complete valve actuator
	VT/704	Non-return valve (Prevents contamination of hydraulic fluid if seals fail)
	VT/764	Valve actuator seal kit
	VT/775	Spring for actuator
4		Spreading attachment support
5	VT/981	Back door
6		Manhole
7	VT/4441	Threaded hook
8	VT/4443	Eye nut
9	VT/318	6" Light duty o-ring seal
10	VT/7691	Rubber seal
11		M12x40 (x8)
12		M12x50(x4)
13		M12 washers (x6)
14		M12 nuts (x12)



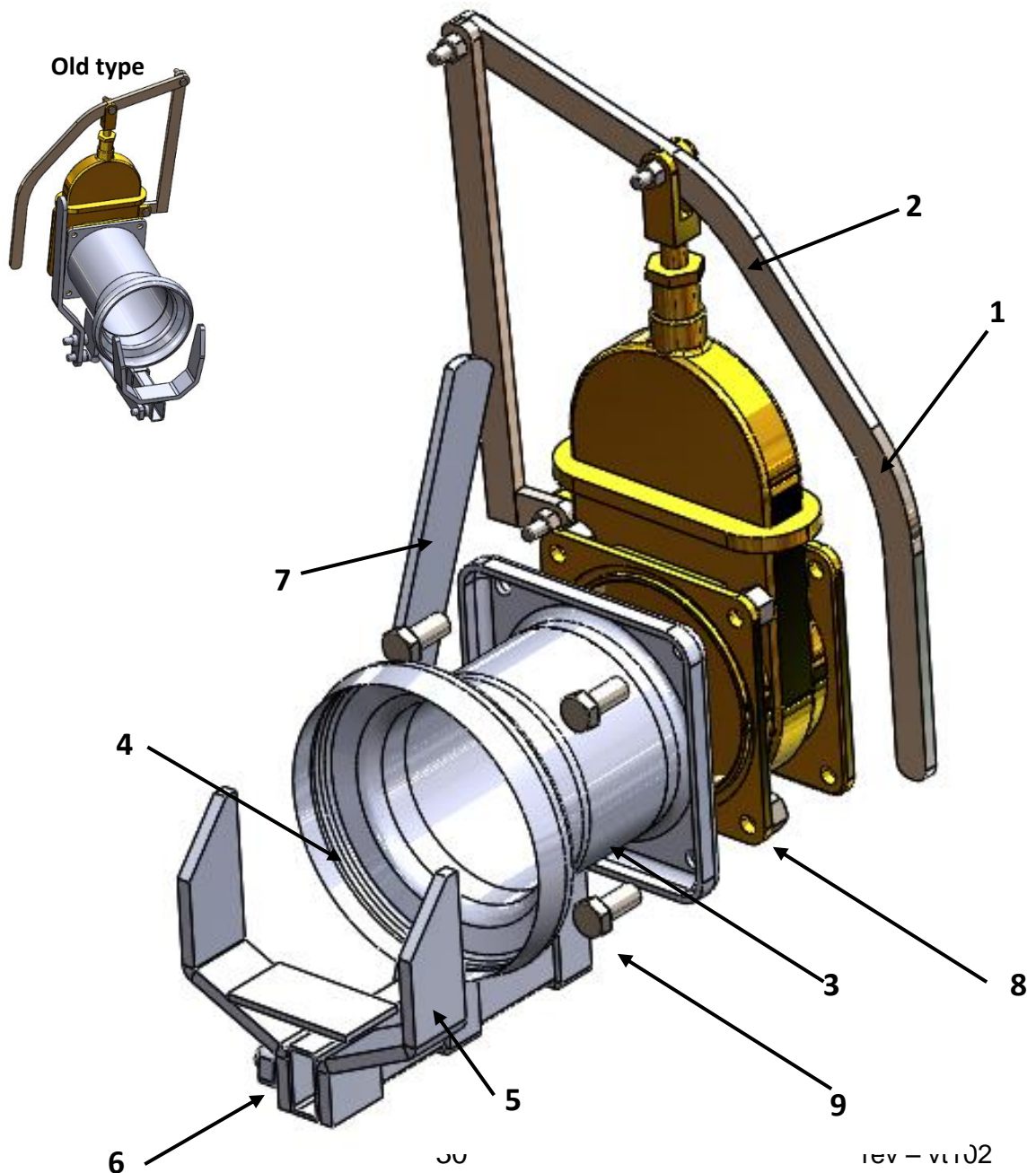
## Back Door - Flat



Ref.	Part No.	Description
1	VT/1080	Male coupling on flange
2	VT/901	Double flanged gate valve
3	VT/703	Complete valve actuator
	VT/704	Non-return valve (Prevents contamination of hydraulic fluid if seals fail)
	VT/764	Valve actuator seal kit
	VT/775	Spring for actuator
4		Spreading attachment support
5	VT/981	Flat back door
6		Manhole
7	VT/4441	Threaded hook
8	VT/4443	Eye nut
9	VT/318	6" Light duty o-ring seal
10	VT/7691	Rubber seal
11		M12x40 (x8)
12		M12x50(x4)
13		M12 washers (x6)
14		M12 nuts (x12)

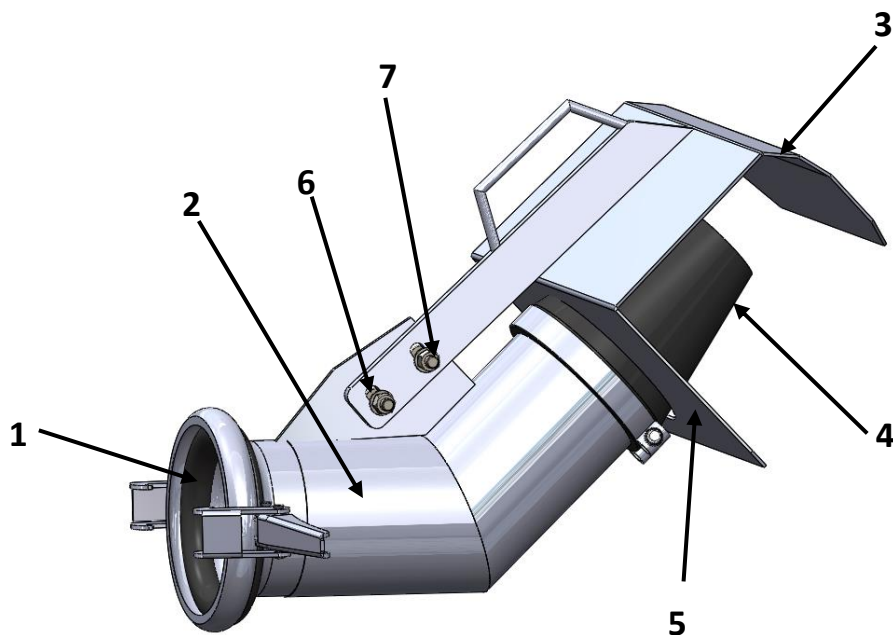
## Quick Attach System

Ref.	Part No.	Description
		Complete Quick Attach
1	VT/900	Double flanged gate valve
2	VT/1100	Valve handle
3	VT/993	Quick attach coupling
4	VT/9936	Clamp
5	VT/9931	Adjustment screw
6		Quick attach handle
7		O-ring 6" x 30mm
8		M12x40 (x4)
9		M12 locknuts (x4)



## Low Profile Spreading System

Ref.	Part No.	Description
	VT/994	Spreading system assembly
1		Spreading nozzle
2	VT/315	Rubber seal
3	VT/990	Splash plate
4	VT/995	Rubber cone
5	VT/140	Hose clip for rubber cone
6		M12 Bolts and Locknuts(x2)
7		M12 washers (x4)



## Clamp in Sight Glass



Ref.	Part No.	Description
1	VT/785	Screw
2		Washer
3		Glass
4		Rubber seal








## Screw in Sight Glass













Ref.	Part No.	Description
1	VT/781	3" Screw in sight glass c/w seal
2	VT/780	2" Screw in sight glass c/w seal



## External fittings and attachments

Part No.	Description	
VT/374	90mm Clear sight tube	
VT/2053	Suction hoses - 7 ½ ft (2.3m)	
VT/205	- 15 ft (4.5m)	
VT/2059	- 20 ft (6m)	
VT/305	Extension hose fittings - Female end	
VT/306H	- Male end	
VT/MF281	Mudflaps - 10 hole (750,800 tyres & built-in mudguards)	
VT/MF231	mudguards)	
MM/1251	- 9 hole (21.3,23.1 tyres & built-in mudguards)	
MM/1252	- 4 hole short (BN3 tyres) - 4 hole long (All others)	
MM/3605	Handbrake	
VT/1642	P.T.O. Guard	
	Wide angle P.T.O. Guard	
VT/447	1 ½" Relief valve	
VT/449	2" Relief valve	

<b>VT/990</b>	Slurry spreading attachment	
<b>VT/9945</b>	Water spreading attachment	
<b>VT/213</b>	90 Degree nozzle	
<b>VT/1080</b>	6" Male coupling	
<b>VT/7131</b>	Square rubber seal	
<b>VT/1056</b>	6" male threaded ball and ring	
<b>VT/OM11</b>	6" Blank off	
<b>VT/316</b>	6" Round seal	

<p><b>VT/1066</b>    4" Blank off</p>	
<p><b>VT/144</b>    6" Hose clip (162-174) <b>VT/146</b>    4" Hose clip <b>VT/1474</b>    3" Hose clip</p>	
<p><b>VT/3112</b>    6" to 4" Hose quick attach fitting <b>VT/311</b>    6" reduced 2" Washdown adapter</p>	
<p><b>VT/3101</b>    6" Quick attach hose end</p>	
<p><b>VT/2056</b>    4" Suction hose (mtr)</p>	
<p><b>VT/4108</b>    2 1/2" Ball valve</p>	
<p><b>VT/8511</b>    Hose carrier (Please state number of fittings required)</p>	

**GP/2000** 1/2" Quick release female



**GP/2002** Hydraulic fitting







**MM/H006** 3/8" Hose  
**MM/H007** 1/2" Hose

When ordering hose please state length and end fittings required.

## Electrical fittings

Part No.	Description	
GP/001	Brake and indicator light	
GP/005	Side light	
GP/0012	Flashing beacon	
GP/009	Work light	
GP/3505	Junction box	
GP/3503	7 Pin plug	
	3 pin plug	








	Hamburger light	
	Strobe beacon	
	Number plate holder and light	
	Side marker light for tandems	

## Electric controls



waiting on microhydraulics



## Central greasing system



Part No.	Description	
	Grease nipple block *Note – Specify amount of holes needed	
	Screw sleeve for hole studs	
	Push-in elbow connector	
	Push-in straight connector	
	Hose stud straight with claw groove	
	Grease nipple	
	High pressure hosing	





## Tyres and Wheels



Tyre Image							
							
Tyre size	15X22.5	550/60- 22.5BKTs FL648	21.3 X 24	560/60- R22.5BKTs FL630	750/70 R26 Alliance	800/65 R32 Alliance	750/60 R30.5 Alliance
Wheel size	11.75x22.5	AG 16.00	20x26	AG 16.00	DW24	DW27	AG 24.00
Part codes: Tyre							
Wheel							
Assembly							

		750/60 R30.5 FL630
	Wheel type	AG 20.00
	<b>Part Codes</b>	
	Tyre	
	Wheel	
	Assembly	


		750/60 R30.5 Trelleborg
	Wheel type	AG 24.00
	<b>Part Codes</b>	
	Tyre	
	Wheel	
	Assembly	




 		560/60 R22.5 FL630	600/55 R26.5 FL630	650/55 R26.5 FL630	710/50 R26.5 FL630	
	Wheel type	AG 16.00	AG 20.00	AG 20.00	AG 24.00	
	<b>Part Codes</b>					
	Tyre					
	Wheel					
	Assembly					

 		560/60 R22.5 FL693	600/50 R22.5 FL693	600/55 R26.5 FL693	650/55 R26.5 FL693	710/50 R26.5 FL693	
	Wheel type	AG 16.00	AG 20.00	AG 20.00	AG 20.00	AG 24.00	
	<b>Part Codes</b>						
	Tyre						
	Wheel						
	Assembly						

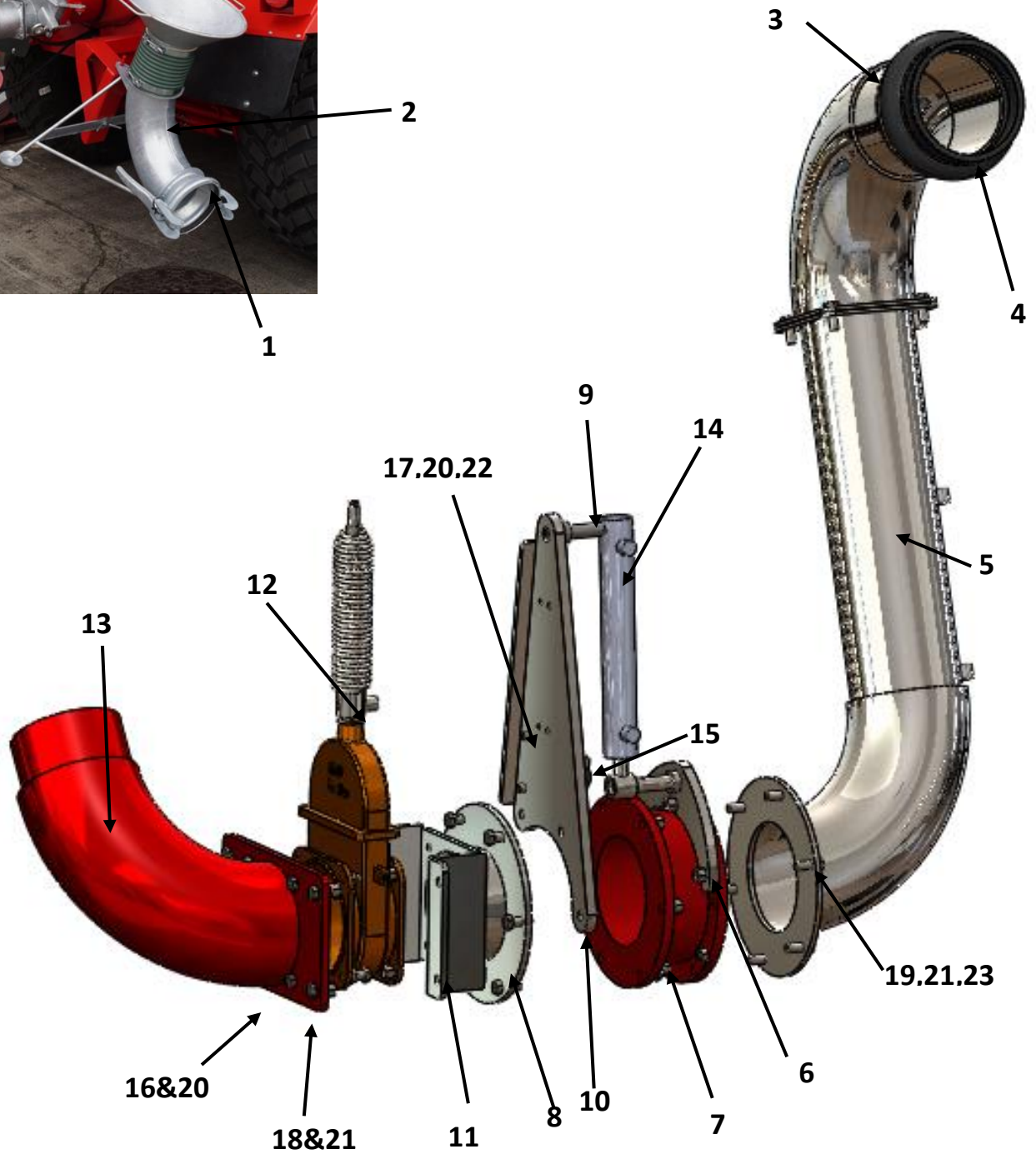
## Washbar



Ref.	Part No.	Description
1		M12X40 (x16)
2		Washbar (state length and number of nozzles)
3		Removable stopper
4		Washbar swivel joint
5		Height control ram
6		M16X60
7		Washbar nozzle
8		M12 Locknut (x16)
9		M16 Locknut (x1)
10		M12 Washer (x16)
11		M16 Washer (x2)

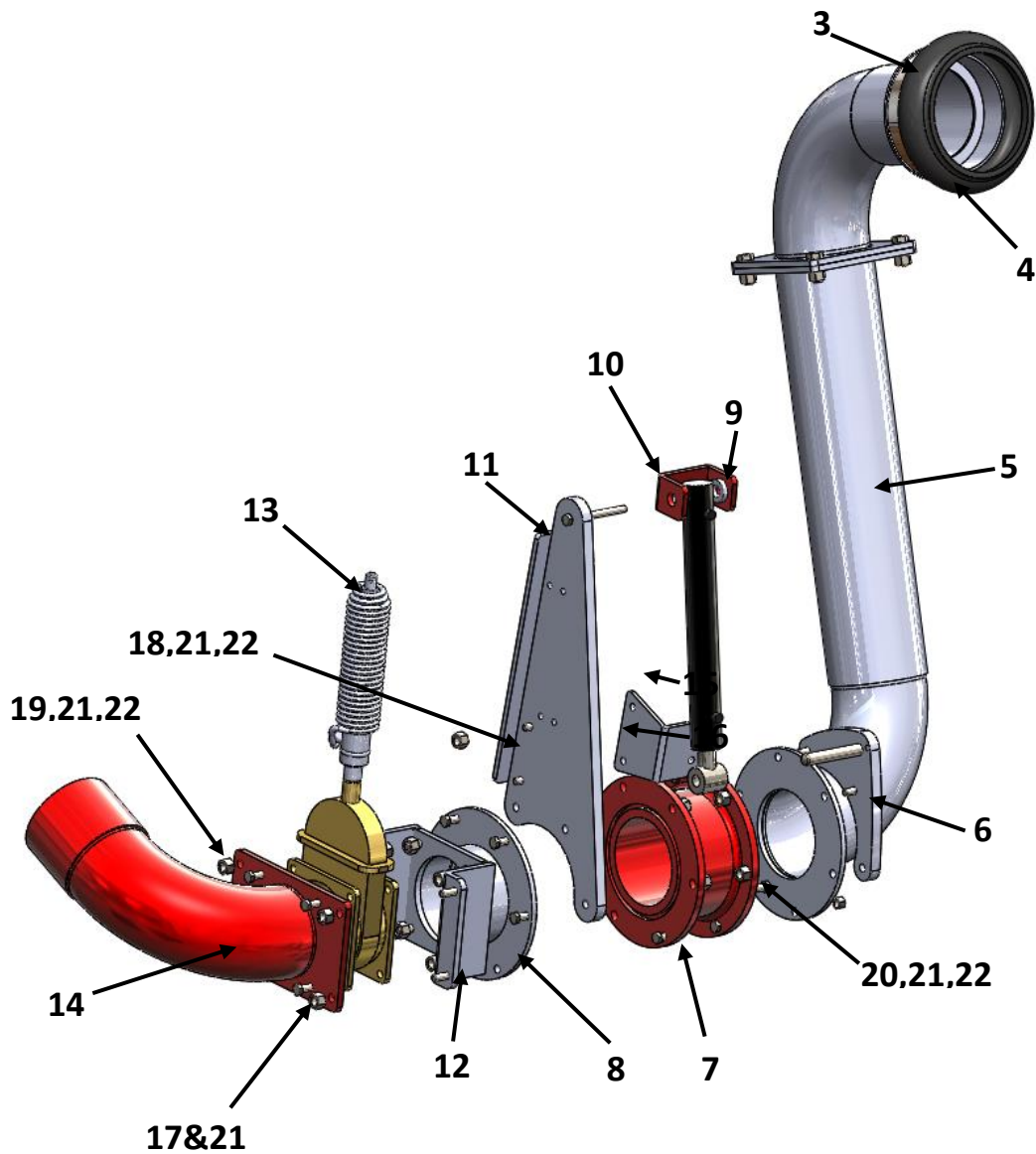



## 8" Autofill



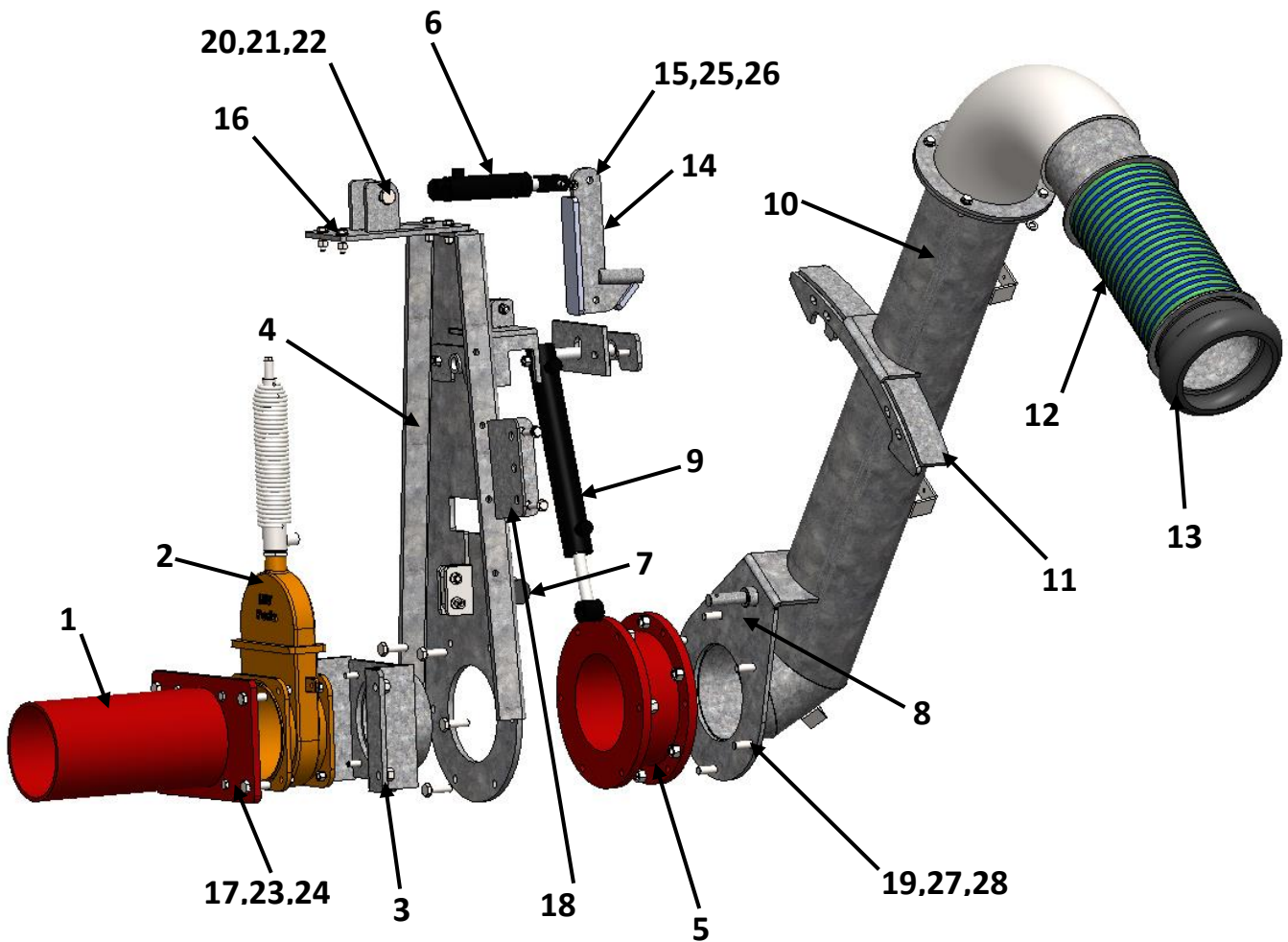
Part No.	Description
1	8" O-ring seal
2	VT/1830 Tripod funnel
3	VT/411 Gator
4	VT/412 9" Hose clamp
5	VT/7002 Arm
6	VT/7003 20mm Ram bracket
7	8" Swivel ring for boom
8	VT/7006 Round flange
9	VT/7008 Spacer pins
10	VT/7009 Main support arm
11	VT/7010 Valve bracket
12	Double flanged gate valve Complete valve actuator Valve actuator seal kit Spring for actuator 8" Light o-ring seals
13	VT/7013 Tank pipe fitting (weld on)
14	VT/1501 Hydraulic ram for boom
15	VT/7014 Bracket for buffer
16	M12X40 (x8)
17	M12X45 (x2)
18	M14X50 (x10)
19	M14X70 (x6)
20	M12 Locknuts (x10)
21	M14 Locknuts (x16)
22	M12 washers (x10)
23	M14 washers (x16)

## 6" Autofill



Ref.	Part No.	Description
1	VT/316	6" O-ring seal
2	VT/1830	Tripod funnel
3	VT/411	Gator
4	VT/412	9" Hose clamp
5	VT/7002	Arm
6	VT/7003	20mm Ram bracket
7	VT/4114	6" Swivel ring for boom
8	VT/7006	Round flange
9	VT/7007	Ram bracket
10	VT/7008	Spacer
11	VT/7009	Main support
12	VT/7010	Valve bracket
13	VT/900 VT/703 VT/764 VT/775 VT/318	Double flanged gate valve Complete valve actuator Valve actuator sealkit Spring for actuator 6" Light o-ring seals
14	VT/7013	Tank pipe fitting (weld on)
15	VT/1501	Hydraulic ram for boom
16	VT/7014	Bracket for buffer
17		M12X40 (x8)
18		M12X45 (x2)
19		M12X50 (x10)
20		M12X70 (x6)
21		M12 Locknuts (x26)
22		M12 Washers (x22)

## Centre type Autofill

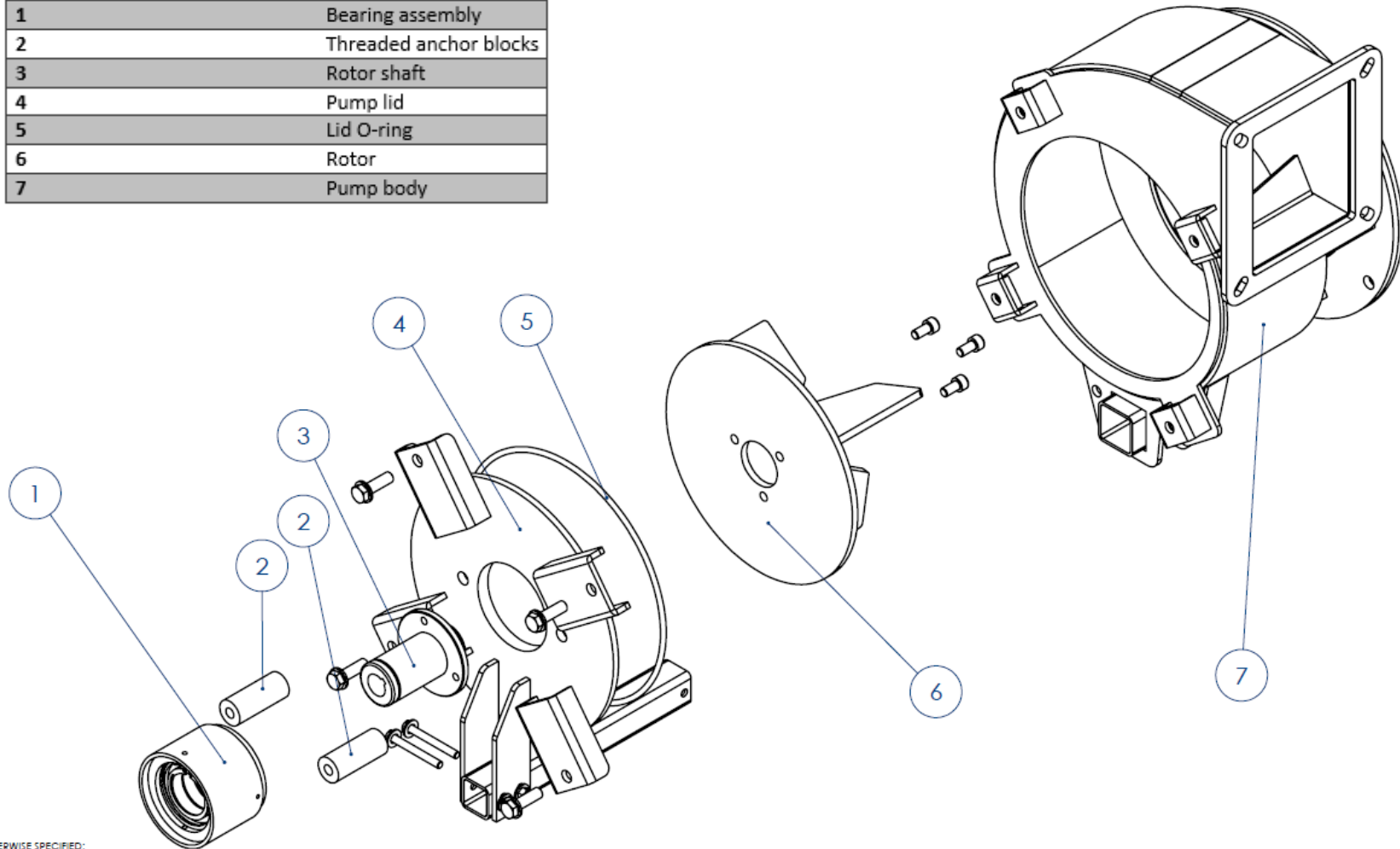




Ref.	Part No.	Description
1		Tank fitting (weld on)
2		Double flanged gate valve Complete valve actuator Valve actuator sealkit Spring for actuator 8" Light o-ring seals
3		Valve bracket
4		Main support arm
5		8" Swivel ring for boom
6		Locking ram
7		Bracket for buffer
8		Ram bracket flange
9		Hydraulic ram for boom
10		Boom arm
11		Locking bracket
12		8" hose
13		Gator
14		Locking mechansim
15		M10X50 (x2)
16		Locking ram mounting plate
17		M12X40 (x
18		Support plate
19		M14X50 (x14)
20		M20X120 (x1)
21		M20 washer (x2)
22		M20 Locknut (x1)
23		M12 washer (x)
24		M12 Locknut (x)
25		M10 washer (x4)
26		M10 Locknut (x2)
27		M14 washer (x14)
28		M14 Locknut (x14)

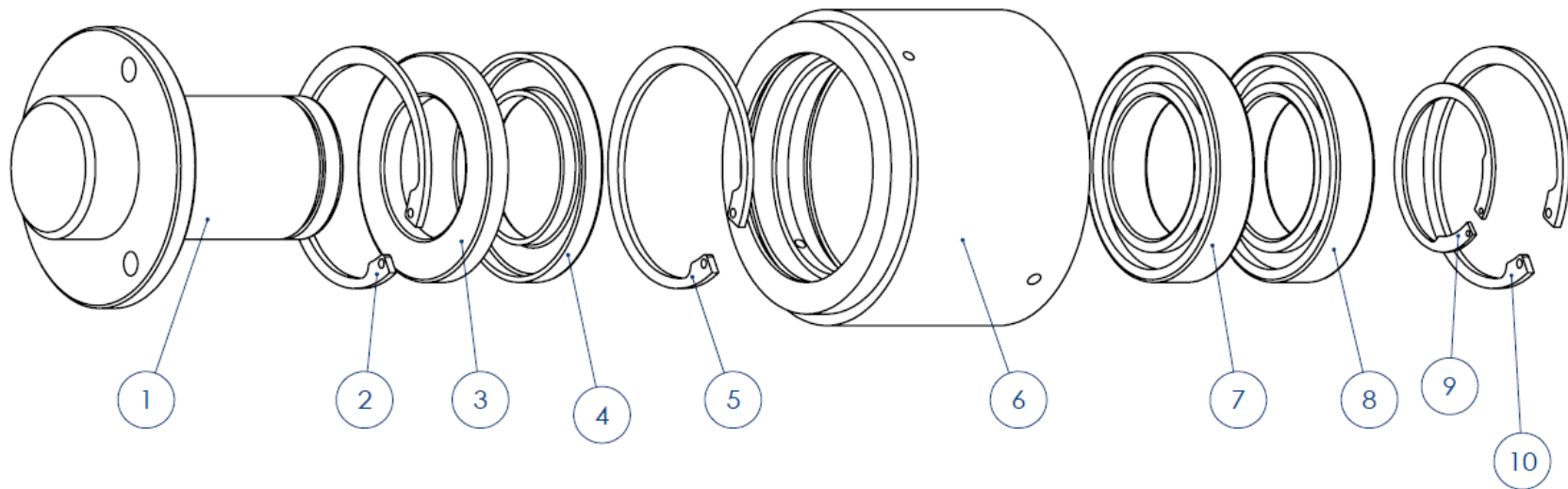
### Turbofill

Ref.	Part No.	Description
1		Bearing assembly
2		Threaded anchor blocks
3		Rotor shaft
4		Pump lid
5		Lid O-ring
6		Rotor
7		Pump body





UNLESS OTHERWISE SPECIFIED:

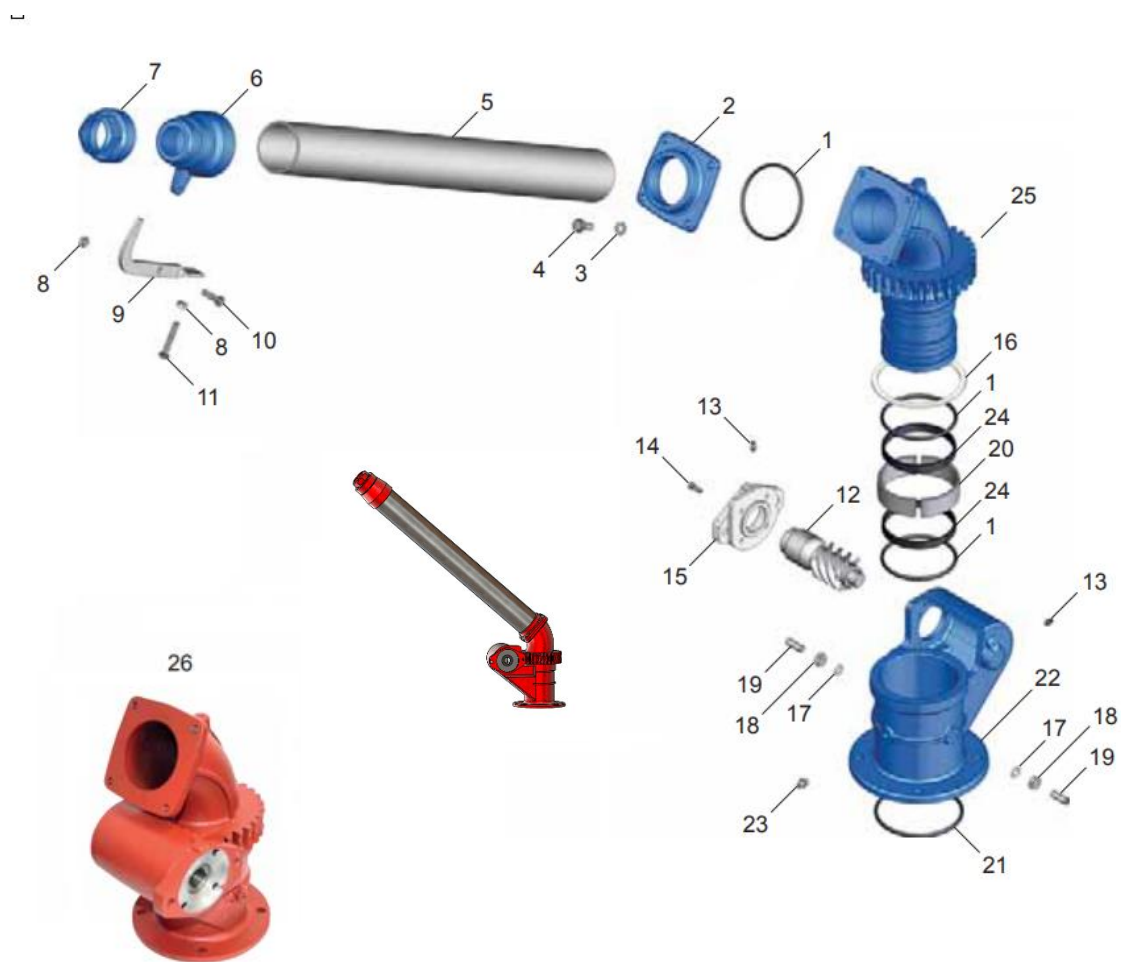
Ref.	Part No.	Description
1		Rotor shaft
2		Internal circlip
3		Bearing seal
4		Bearing seal
5		Internal circlip
6		Main body
7		Roller bearing
8		Roller bearing
9		External circlip
10		Internal circlip



## Centrifugal system (Rain Gun)

Ref.	Part No.	Description
1	VT/402	Complete raingun (no motor)
2	VT/3701	Rubber joiner
3	VT/146	Mikalor clip
3.1	VT/412	Gator clamp
4	VT/416	Side pipe
5	VT/1057	4" 135° Bend
6	VT/410	4" Ball valve
	VT/412	Ball valve handle
7	VT/415J	Jurop centrifugal pump
8	VT/411	Gator for centrifugal pump
9	VT/3701	4" Flexible hose
10	MM/501	Hydraulic motor
11	VT/1066	Male blank off
12	VT/315	4" Rubber seal
13	VT/OM19	Female fitting with clamps (weld on)
14	VT/414	Raingun support bracket(weld on)






No.	DESCRIPTION	QTY	PART NUMBER
1	O' Ring	3	5030210008BP
2	Flange Plate	1	4010601079BP
3	Washer (M10)	4	M10DIN125A
4	Bolt (M10x25)	4	M1025DIN933
5	Tube 3" x 750 mm	1	4011806004BP
6	Large Nozzle	1	4010001003BP
7	25mm Nozzle	1	4010001005BP
	34mm Nozzle	1	4010001004BP
8	Nut (M8)	2	M830DIN934
9	Nozzle Needle	1	4010006004BP
10	Bolt (M8x30)	1	M830DIN933
11	Bolt (M8x50)	1	M850DIN933
12	Hydraulic Fitting	1	4020006003BP
13	Grease Nipple (M6x1)	2	M6180

No.	DESCRIPTION	QTY	PART NUMBER
14	Bolt (M6x16)	4	M616DIN912
15	Flange	1	4010406006BP
16	Top Seal	1	5060205004BP
17	Washer	2	5050202002BP
18	Nut (M10)	2	M10DIN934
19	Stud	2	5051007003BP
20	Wear Ring	2	4011806002BP
21	6.99 x 114.70 O' Ring	1	5030210014BP
22	Flange Housing	1	4011001020BP
23	Grease Nipple (M10x1.5)	1	M1015180
24	Guide Ring	2	5060205002BP
25	Swivel Flange Body	1	4010101033BP
26	Complete Swivel Body	1	6100300017BP

## Rain gun with up and down motion

Rain gun can also include up and down motion if specified at construction. Please state whether this is present if parts are required.




Ref.	Part No.	Description
1		Rain gun
2		M16X110 bolt and nut
3		Hose clip
4		3" reinforced piping
5		M12X60 bolt (x2)
6		M12 washer (x4)
7		M12 nut (x2)
8		Ram
		Hydraulic hoses (state length required)
		Hydraulic fittings (state required)

## Safalla arm



Ref.	Part No.	Description
1		Safalla Arm
2	SAF0109	Main hydraulic ram
3	SAF0111	4" M/Z valve
4		Umbilical tripod
5	VT/1474	3" Hose clip
6	VT/3702	76mm hose
7	SAF0105	Swivel joint

## Dust suppression systems



Ref.	Part No.	Description
1		Protective barrier
2		Vanes
3		Disk
4		Hydraulic motor
5		Tap
6		M12X40 (x20)
7		M12 washers (x8)
8		M12 locknuts(x20)

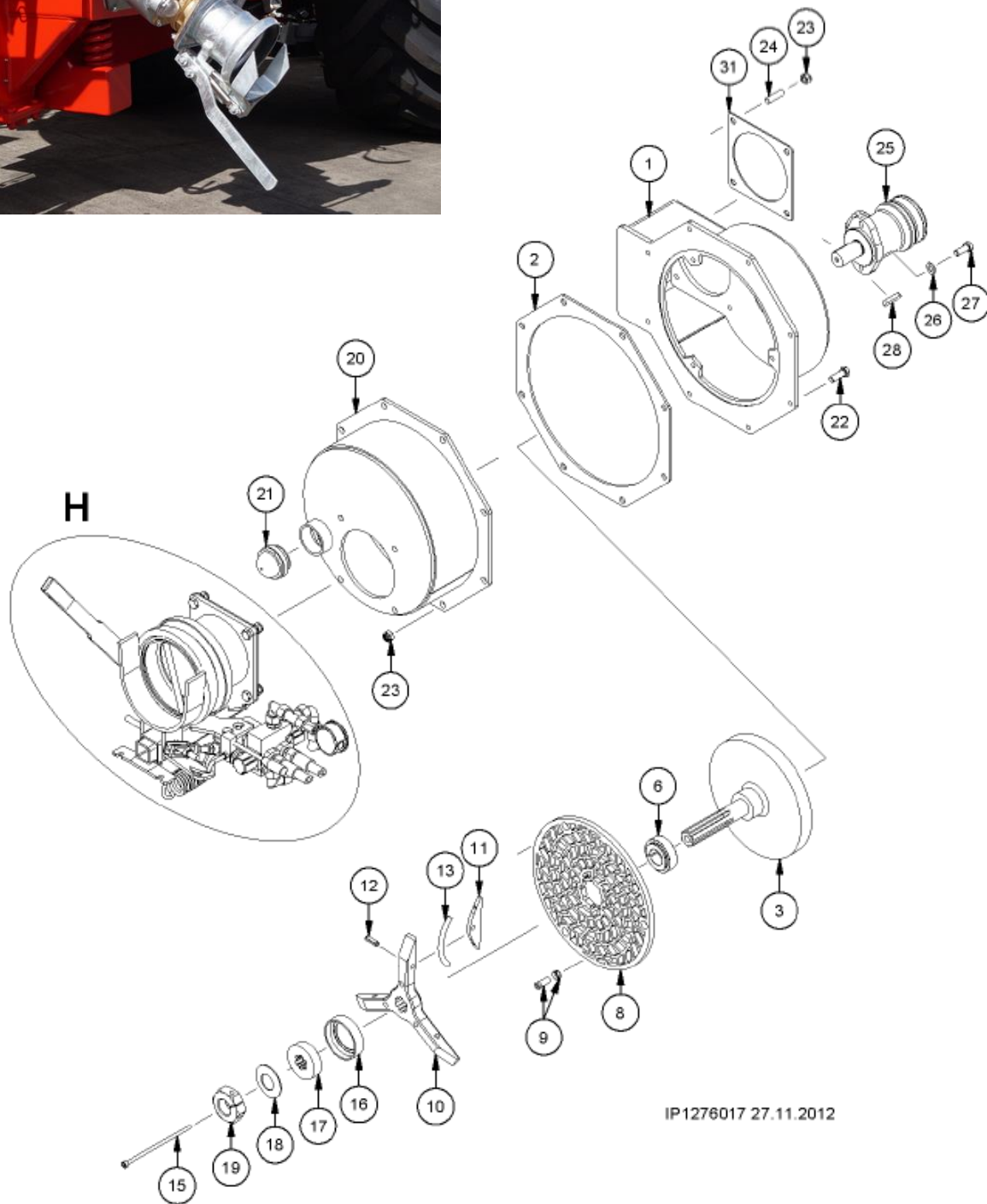


## Fully opening back door

Ref.	Part No.	Description
1		Handle for clamp (state tanker model)
2	VT/2200	Clamp bracket (state tanker model)
3	VT/2201	Back door (state tanker model)
4	VT/2202	Door hinge (door side)
	VT/2203	Door hinge (tank side)



## Vogelsang Rotacut

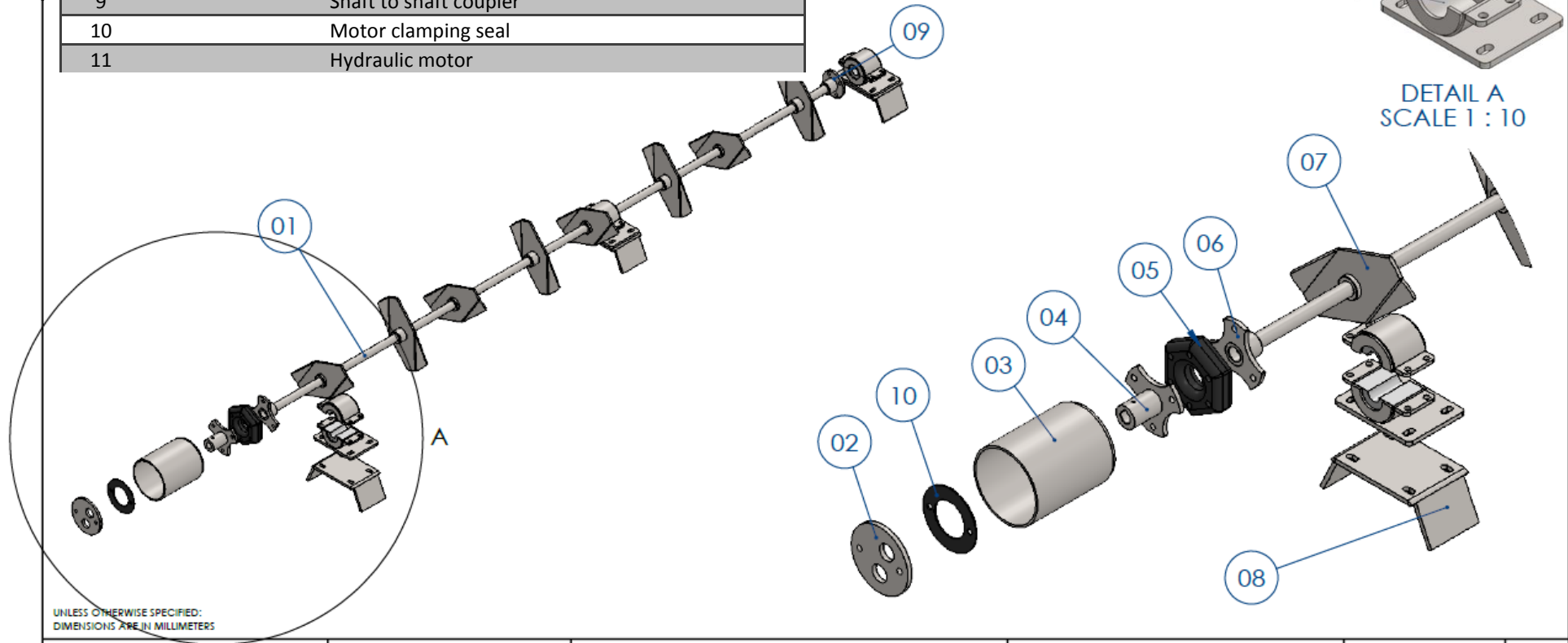


IP1276017 27.11.2012

Pos.	Part number	Description	Dimensions	Notes	Rep.	S <sup>(a)</sup>	E <sup>(a)</sup>	L <sup>(a)</sup>
1	GSK.420	Cutter head		1.0038 galvanized		1	-	-
2	DFD.032	Gasket				1	-	-
3	GSW.003	Flywheel				1	1	1
6	GAS.019	Internal gap sealing		1.0038		1	-	1
	NSI.006	Hexagon socket head cap screw	M 10 x 30	Included in GAS.019		1	-	1
8	GFL.421.N1.M9	Cutting screen	Max. ø 24 mm	Medium; t = 12 mm		1	-	1
	GFL.430.N1.M9	Cutting screen	Max. ø 15 mm	Fine				
	GFL.150.N3.M9	Cutting screen	Max. ø 30 mm	Coarse				
	GFL.543.M9	Cutting screen	Max. ø 4 mm	Honey combs				
	GFL.572.M9	Cutting screen	Max. ø 6 mm	Honey combs				
	GFL.499.N1.M9	Cutting screen	Max. ø 8 mm	Honey combs				
	GFL.511.N1.M9	Cutting screen	Max. ø 10 mm	Honey combs				
	GFL.497.M9	Cutting screen	Max. ø 12 mm	Honey combs				
	GFL.493.M9	Cutting screen	Max. ø 15 mm	Honey combs				
		Max. ø = max. ball diameter						
9	GRS.203.EE	Tensioning screw				3	3	3
	GRS.202	Spring pin				3	-	3
	GRS.202.EE	Spring pin				-	3	-
10	GFM.021.N2	Blade rotor		4 wings; groove 8 mm		1	1	1
	GFM.003.N2	Blade rotor		3 wings; groove 8 mm				
11	GSM.005	Blade	8 mm	+ NSP.006		4	-	4
	GSM.005.E4	Blade, stainless steel	8 mm	+ NSP.033.E		3*	4	3*
12	NSP.006	Spring pin	10 x 30	<b>For GSM.005 only</b>		4	-	4
	NSP.033.E	Spring pins	10 x 30 / 6 x 30			3*	4	3*
13	ZDFD.390.0135	PE cord				4	4	4
						3*	3*	3*
Pos.	Part number	Description	Dimensions	Notes	Rep.	S <sup>(a)</sup>	E <sup>(a)</sup>	L <sup>(a)</sup>
15	NSI.018	Hex socket head screw	M 8 x 180	ISO 4762		1	-	-
16	PRS.100	Protection for rubber discs/ spring washers				1	-	-
17	DFD.110	Rubber disc				1	-	-
18	NTF.001	Spring washer				1	-	-
19	NMS.016	Tensioning nut		With locking screw		1	-	-
Pos.	Part number	Description	Dimensions	Notes	Rep.	S <sup>(a)</sup>	E <sup>(a)</sup>	L <sup>(a)</sup>
20	GSK.425	Cover				1	-	-
21	GSG.001	Sight glass	2 inch	With gasket		1	-	-
22	NSK.029	Hexagon head screw	M 12 x 35	DIN 933		8	-	-
23	NMK.002	Hexagon nut	M 12	DIN 985		12	-	-
24	NGS.031	Stud	M 12 x 30	DIN 938		4	-	-
25	AOM.020	Hydraulic motor	OMR 100	Ø 32		1	1	1
	AOM.014	Hydraulic motor	OMR 125	Ø 32				
	AOM.015	Hydraulic motor	OMS 160	Ø 32				
	AOM.017	Hydraulic motor	OMS 200	Ø 32				
26	NUS.005	Washer	A 13 x 24 x 2.5	DIN 125		2		
27	NSK.028	Hexagon head screw	M 12 x 36	DIN 933		2		
28	NPF.066	Fitting key	A 10 x 8 x 45			1		

# Internal Agitator

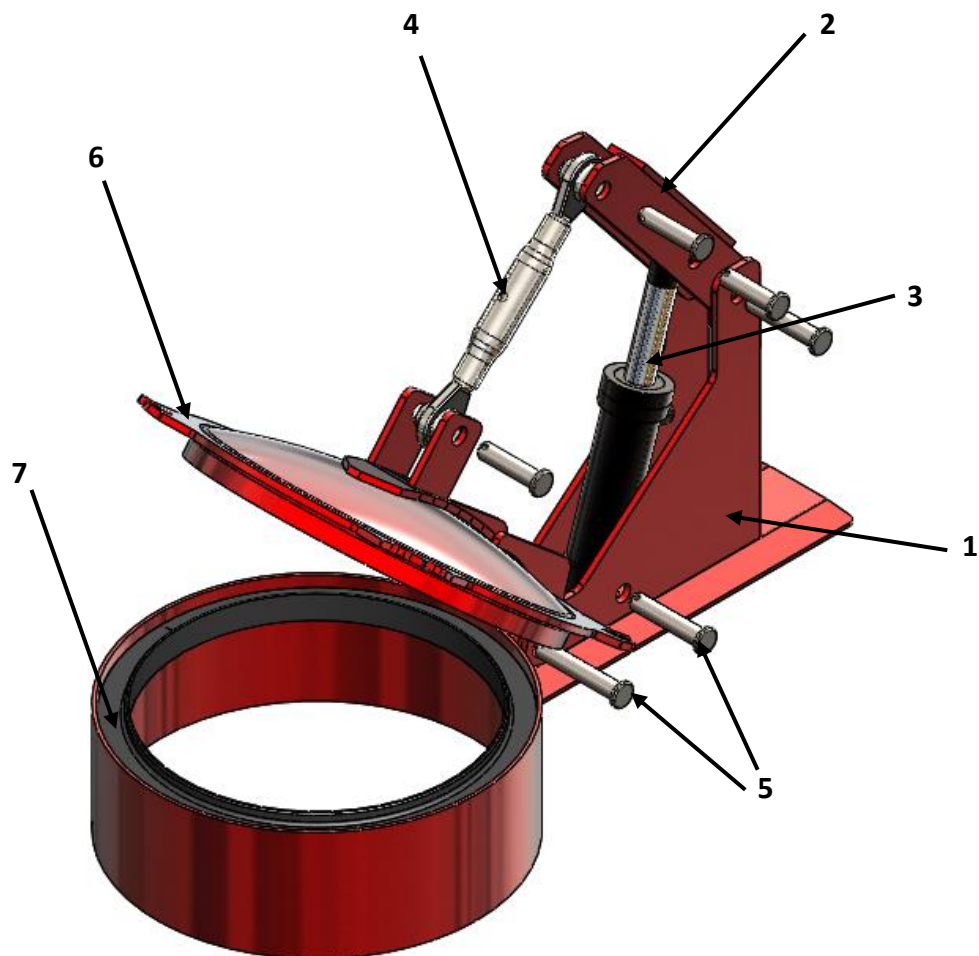
Ref.	Part No.	Description
1		Agitator main shaft (state length required)
2		Motor clamping plate
3		Motor housing
4		Motor to doughnut coupling
5		Doughnut coupling
6		Doughnut to shaft coupling
7		Paddle assembly
8		Agitator housing support
9		Shaft to shaft coupler
10		Motor clamping seal
11		Hydraulic motor



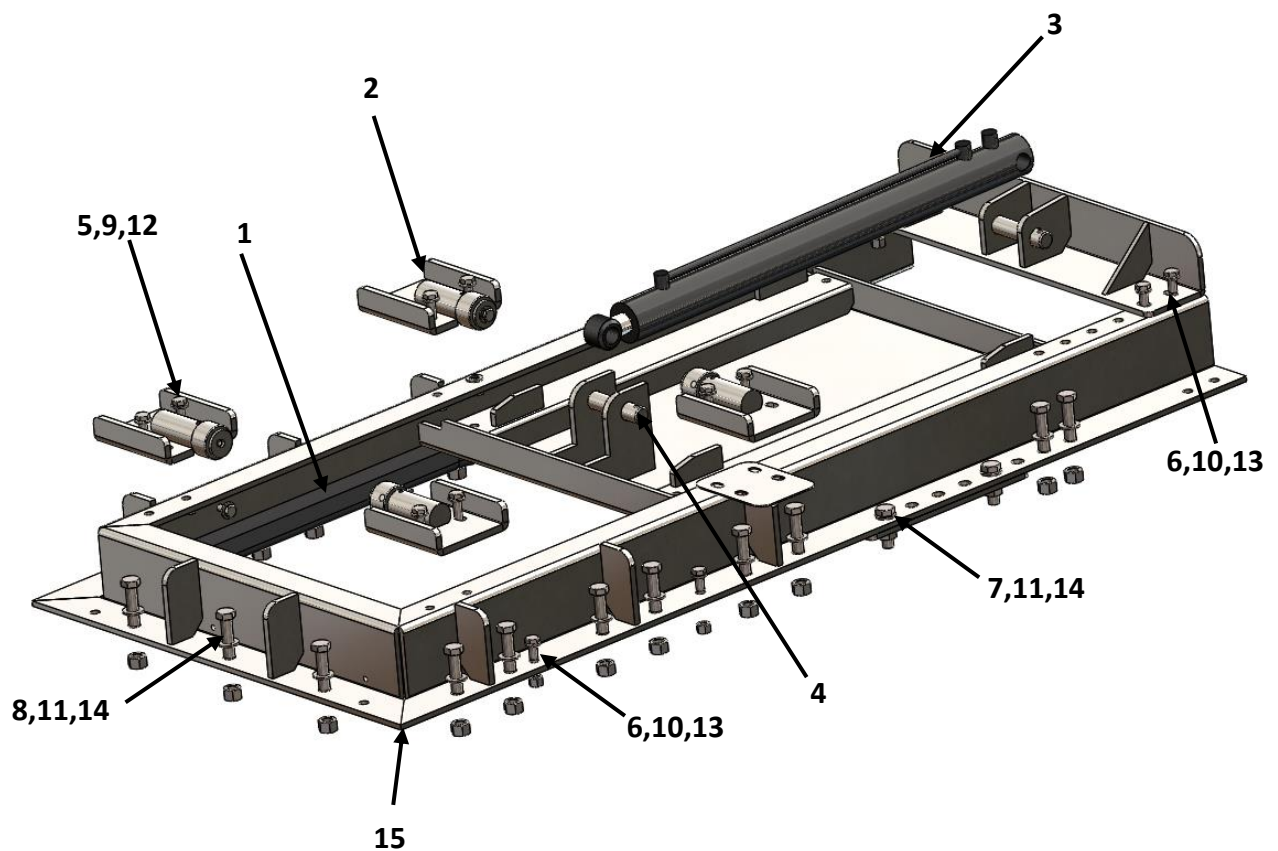
Description
Mixer housing body
Mixer nylon bearings
Mixer housing cap

## Hydraulic top fill

Ref.	Part No.	Description
1	VT/220	Mounting bracket
2	VT/218	Top arm
3	VT/78161	Hydraulic ram
4	VT/7816	Top link
5	VT/219	Pin 26x90 & 26x105
6	VT/222	Lid
7	VT/78162	Rubber seal (round type)
	VT/78163	Rubber seal (square type)

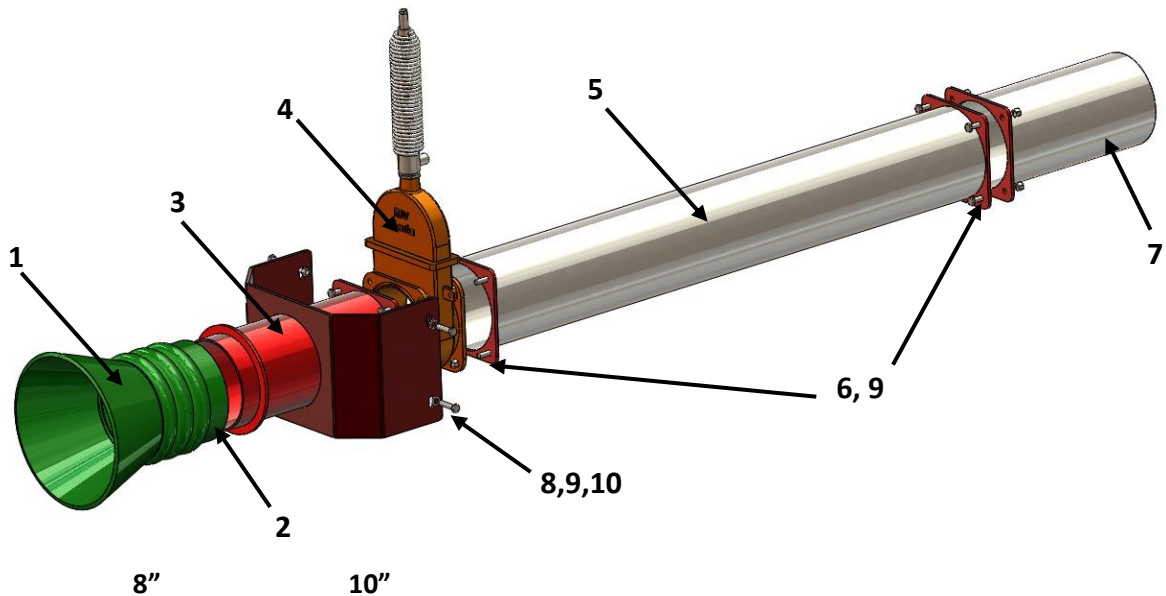


## Sliding topfill



Ref.	Part No.	Description
1		Rubber seal
2		Door roller
3		Hydraulic ram
4		Pin 26x90 or 26x105
5		M12X40 (x8)
6		M14X50 (x8)
7		M16X50 (x4)
8		M16X60 (x19)
9		M12 washers (x8)
10		M14 washers (x8)
11		M16 washers (x23)
12		M12 locknuts (x8)
13		M14 locknuts (x8)
14		M16 locknuts (x23)
15		Complete frame

## 8" & 10" Funnel



Ref.	Part No.	Description
1		Funnel cone
2		Hose clip
3		Upper section and support
4		Double flanged gate valve Complete valve actuator Valve actuator sealkit Spring for actuator Light o-ring seals
5		Feed pipe
6		M12X40s (x12)
7		Flanged detachable section
8		M12X50s (x4)
9		M12 Locknuts (x16)
10		M12 Washers (x4)

## Unloading boom


Ref.	Part No.	Description
1	VT/9004	Boom sprocket (specify no. of teeth)
2	VT/9005	Ram – chain coupling
3	MM/1020	51 Link chain 80H
4	MM/700	Hydraulic ram (rotational movement)
5	VT/006	15T Sprocket
6		M12x40 (x4)
7	VT/78161	Hydraulic ram (vertical movement)
8	MM/712	Flow control valve
9	VT/9000	Boom
10	VT/9002	Main frame
11	VT/2054	6" Hose
12		Drip funnel
13		Pin (26x95 or 26x105)
14		M12X40 (2 washers & locknut)
15		6" Hose clips (x4)
16		M12 washers (x4)
17		M12 locknuts (x4)
18		90 degree 6" bend (x2)
19		6" flanged insert
20		6" flanged T-piece



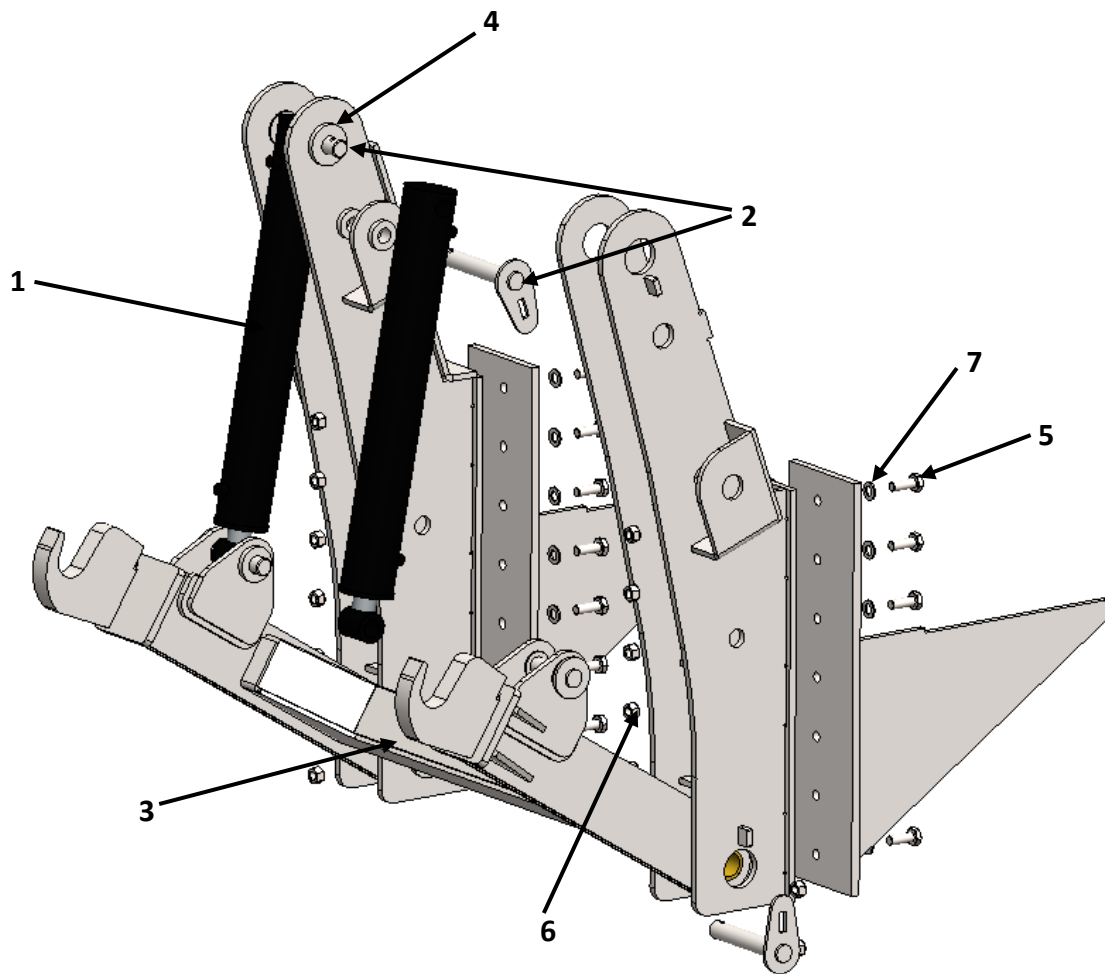
19

18





## 4 point linkage



Ref.	Part No.	Description
1		Hydraulic ram
2		Pen - 40x180 -30x170 (specify pen required) - 30x150
3		Lifting frame
4		Washer
5		M16x55 (x14)
6		M16 Nuts (x14)
7		M16 washers (x14)

## Air & Air/Hydraulic braking system

Ref.	Part No.	Description
1	MLSVA	Load Sensing Emergency Relay Valve (Mechanical Suspension)
2	LSVLA	Load Sensing Valve Linkage
3	FB004	Load Sensing Valve Fixing Bracket
4	TR1000	Connecting Rod
5	RB001	Rubber Bobbins
6	ADH5416-16	3/8" ID x 54" Air Brake Hose (Fixed - Swivel M16x1.5mm ends)
7	SV16	Shunt Valve
8	FC2222R	Red 22 Turn Flexi Coil (4.5 Meter)
9	FC2222Y	Yellow 22 Turn Flexi Coil (4.5 Meter)
10	AR50	50Litre Air Reservoir
11	DV22	Drain Valve
12	ILF22	Inline Filters
13	BC2210	Bulkhead Connectors
14	TPM16T	Test Point (Brake Chamber)
15	TPT1610	Test Point Tee (LSV)
16	30-10R-Y	30 Meters 10mm OD X 7.5mm ID Nylon Tubing
17	30-18B	30 Meters 18mm OD X 16mm ID Nylon Tubing
18	PFC001	Kit of Push fit Connectors
23		Air Brake actuators
24		Air Hydraulic Brake Actuators
19	FC22	Dummy Female 'C' Coupling
20	MC22	Dummy Male 'C' Coupling
21	MC22FH	Male UK Spec 'C' Coupling
22	FCOV22FH	Female c/w Op Valve 'C' Coupling

Yellow 10mm 2 - Filter bulkhead - 4 LSV  
 Red 10mm 2 Shunt valve - 1 LSV  
 Red 10mm 12 Shunt valve - Tank  
 Red 10mm 2 Filter - Shunt valve (Middle)  
 Black 18mm Tank - 1-2 LSV  
 Black Hoses 12mm 2 LSV - Brake chambers

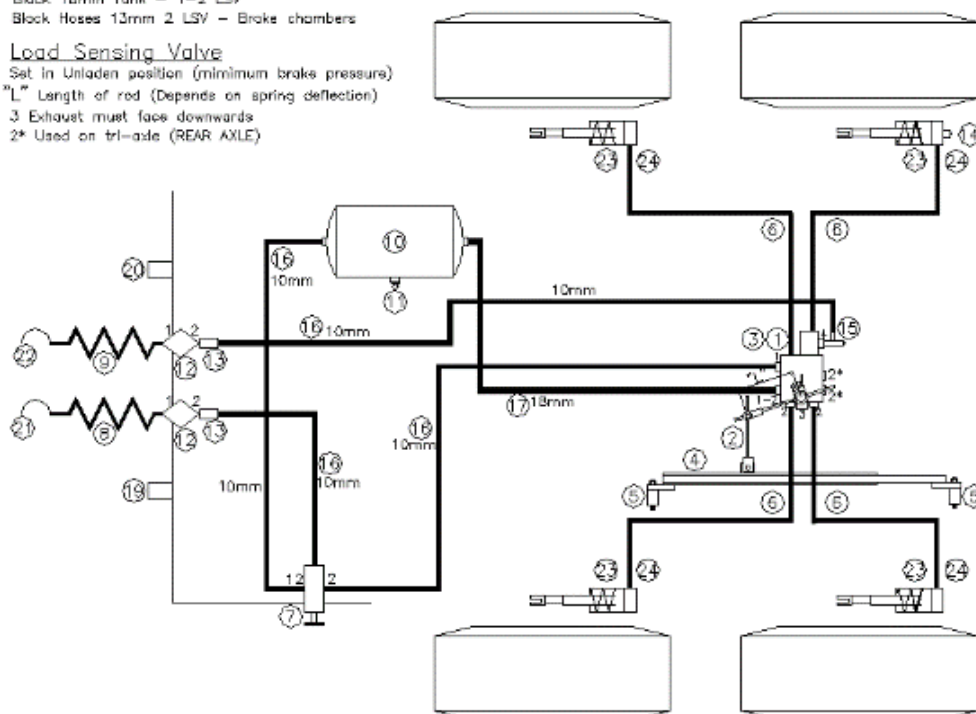
### Load Sensing Valve

Set in Unladen position (minimum brake pressure)



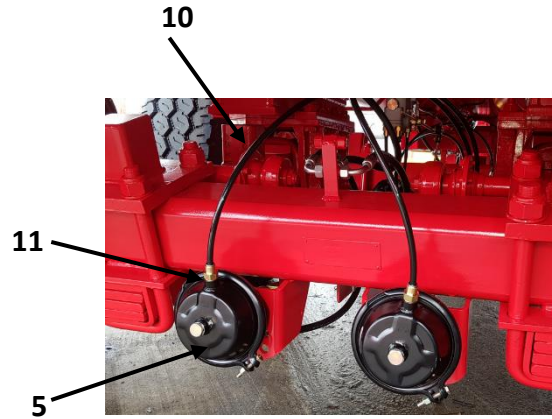

\*L\* Length of rod (Depends on spring deflection)

3 Exhaust must face downwards

2\* Used on tri-axle (REAR AXLE)




**Air system**




Part No.	Description
<b>1</b>	AXL/0028 Push to shunt valve
<b>2</b>	DS/0189 Relay valve
<b>3</b>	Load sensor
<b>4</b>	GP/00011 Air tank
<b>5</b>	AXL/1012 Brake chamber
<b>6</b>	GP/00008 Service line (yellow)
<b>7</b>	GP/00007 Emergency line (red)
<b>8</b>	DS/0191 Female quick release coupling (c type)
<b>9</b>	DS/0192 Male quick release coupling (c type)
<b>10</b>	GP/00017 Black air tubing (state length)
<b>11</b>	DS/0193 Straight stud fitting
<b>12</b>	90 degree stud fitting
	Complete kit

## Hydraulic system



Part No.	Description
1	AXL/0028 Hydraulic brake ram
2	DS/0189 Brake spring
3	Break pen
4	GP/00011 Circlip
5	AXL/1012 Brake ram mounting
6	GP/00008 Handbrake equaliser rod
7	GP/00007 1/4" Female-male-male t fitting
8	1/4" female to male adapter
9	DS/0191 Straight 1/4" fitting
10	DS/0192 90 degree 1/4" fitting
11	1/4" brake pipe (specify length and fittings)
12	Bulldog clip
13	Handbrake cable (specify length required)
14	Secondary spring
	Complete kit

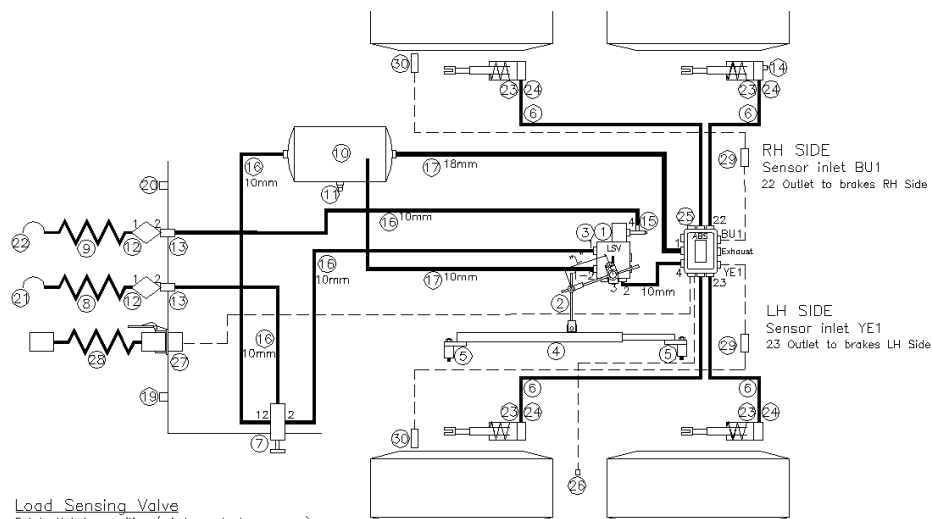
## Non-sprung drawbar



Part No.	Description
1	Hydraulic brake ram
2	90 degree male female fitting
3 DS/0192	90 degree 1/4" fitting
4	1/4" brake pipe (specify length and fittings)
5	Bulldog clip
6	Handbrake cable (specify length required)
	Complete kit

## Air & Air/Hydraulic Braking System with ABS

Ref.	Part No.	Description
1	MLSVA	Load Sensing Emergency Relay Valve (Mechanical Suspension)
2	LSVLA	Load Sensing Valve Linkage
3	FB004	Load Sensing Valve Fixing Bracket
4	TR1000	Telescopic Rod
5	RB001	Rubber Bobbins
6	ADH5416-22	3/8" ID x 54" Air Brake Hose (Fixed - Swivel M16x1.5mm ends)
7	SV16	Shunt Valve
8	FC2222R	Red 22 Turn Flexi Coil (4.5 Meter)
9	FC2222Y	Yellow 22 Turn Flexi Coil (4.5 Meter)
10	AR50	50 Litre Air Reservoir
11	DV22	Drain Valve
12	ILF22	Inline Filters
13	BC2210	Bulkhead Connectors
14	TPM16T	Test Point (Brake Chamber)
15	TPT1610	Test Point Tee (LSV)
16	30-10	30 Meters 10mm OD X 7.5mm ID Nylon Tubing
17	3-18B	3 Meters 18mm OD X 16mm ID Nylon Tubing
18	PFC001	Kit of Push fit Connectors
24	AIR/OIL	Air Hydraulic Brake Actuators
25	ABS12V	ABS Modulating Valve 12 volt 2 Sensor – 2 Modulating
26	DC001	Diagnostic Cable c/w Socket
27	S12V7638	ABS Socket DIN 7638
27	S12V7638D	ABS Socket DIN 7638 Dummy
28	FCEABS12V	ABS Flexi Coil
29	SC1	Sensor Cable c/w Connector
30		Poll Wheel Sensors c/w Cable*
19	FC22	Dummy Female 'C' Coupling
20	MC22	Dummy Male 'C' Coupling
21	MC22FH	Male 'C' Coupling (New Regulation)
22	FCOV22FH	Female c/w Op Valve 'C' Coupling (New Regulation)

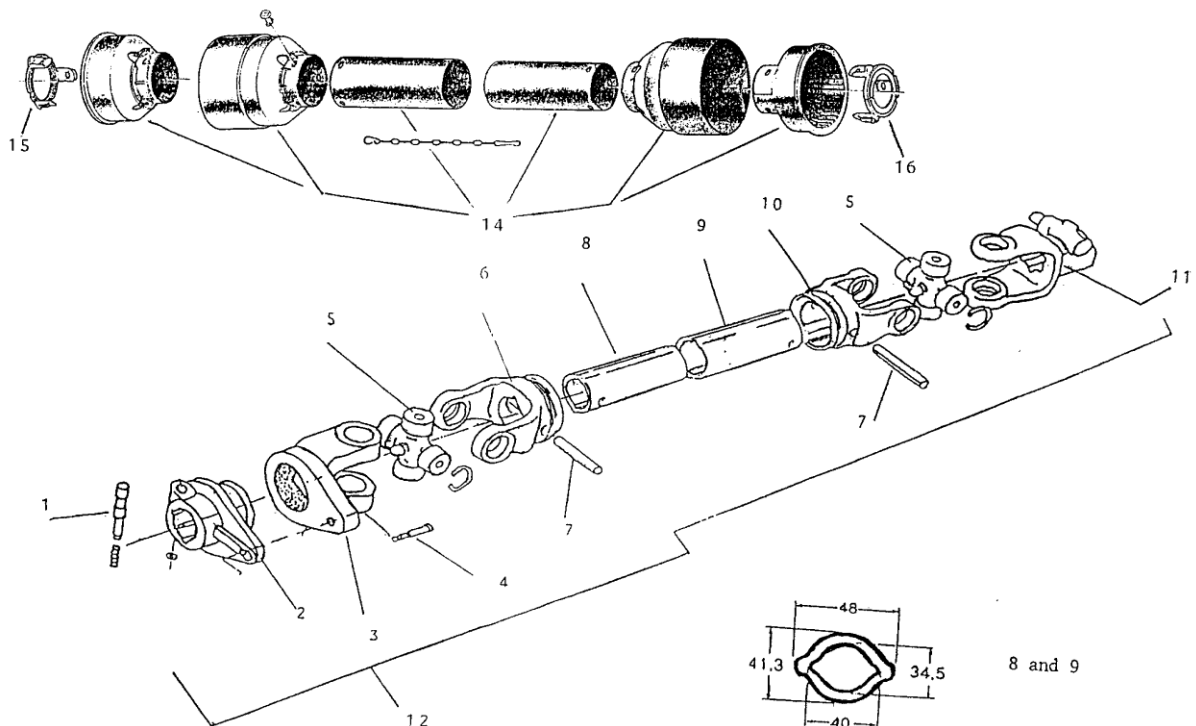


Load Sensing Valve  
Set in Unladen position (minimum brake pressure)  
\* "L" Length of rod (Depends on spring deflection)  
3 Exhaust must face downwards

## PTO Shaft

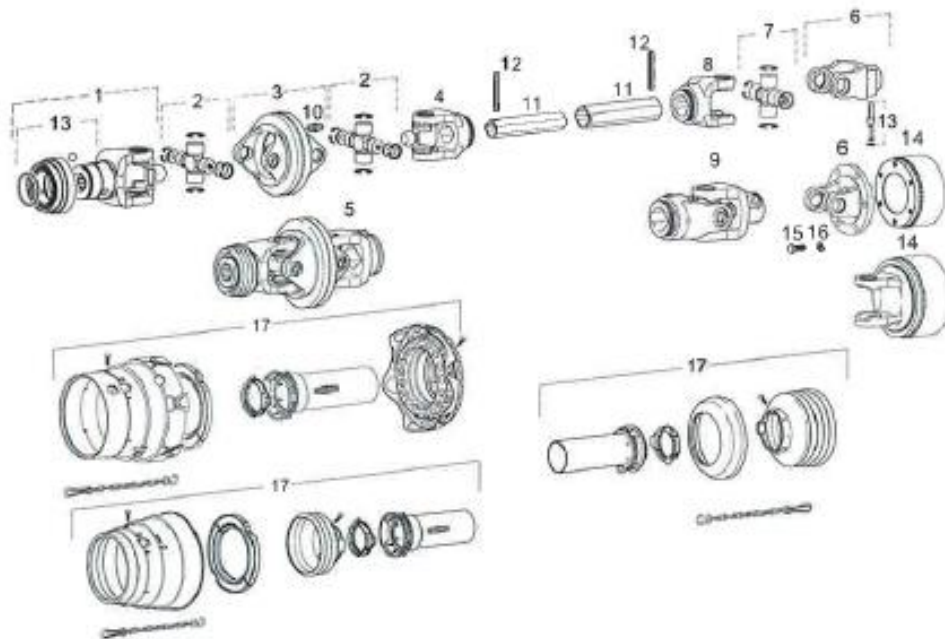
Ref.	Part No.	Description
	VT_4444	Complete PTO shaft
1	MM_605	Push pin
2	MM_380	Shearpin hub (splined)
3	MM_930	Shearpin yoke hub
4	MM_071	Shearbolt
	MM_073	Shearbolt
5	MM_931	Cross piece c/w cups
6	MM_933	Inner yoke
7	MM_606	Roll pin
8	MM_816	Tube (male section)
9	MM_817	Tube (female section)
10	MM_932	Outer yoke
11	MM_935	End yoke
12	MM_1111	Complete PTO shaft
13	MM_2222	Complete PTO shaft
14	MM_1112	Cover for PTO shaft
	MM_2223	
15		Retaining collar
16		Retaining collar

NOTE: only use shearbolts supplied by Hi-Spec





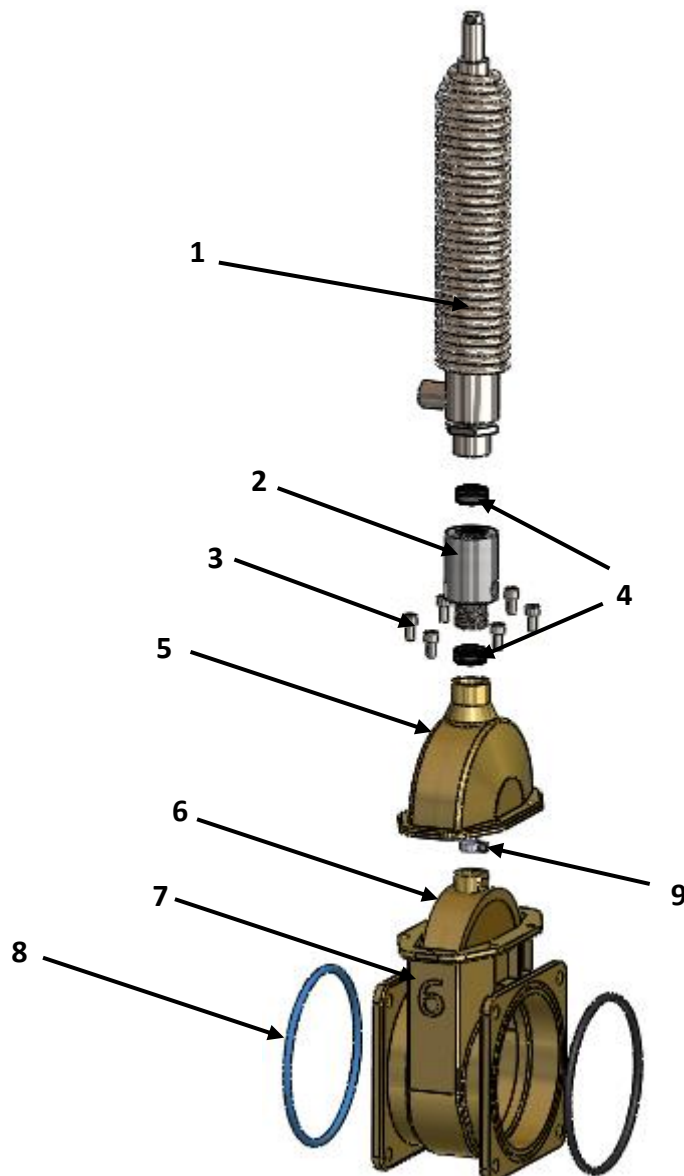
## Wide angle PTO Shafts



Part No.	Description
<b>1</b>	ASGE – Yoke complete
<b>2</b>	Cross and bearing kit complete
<b>3</b>	Double yoke with lubrication fitting
<b>4</b>	Inboard yoke
<b>5</b>	Inner wide angle CV Pto shaft
<b>6</b>	Shear bolt clutch
<b>7</b>	Cross and bearing kit complete
<b>8</b>	Inboard yoke
<b>9</b>	Tractor end of PTO shaft
<b>10</b>	Lubrication fitting
<b>11</b>	Profile tube
<b>12</b>	Spring type straight pin
<b>13</b>	Shear bolt

## Gate valve

Part No.	Description
1	Gate valve actuator
2	Valve actuator attachment
3	M8X16 Hex head
4	O-ring (x2)
5	Upper gate valve housing
6	Lollipop
7	Gate valve housing base
8	6" O-ring Seal
9	Retaining clip



# Axles

**QUALITY COMPONENT SOLUTIONS**

**PROPERTY AND CONFIDENTIAL:**  
THE INFORMATION CONTAINED IN THIS DRAWING IS THE SOLE PROPERTY OF DISTRAGQCS. ANY REPRODUCTION, PARTIAL OR COMPLETE, WITHOUT THE PERMISSION OF THE DISTRAG GROUP IS PROHIBITED.

**FINISH:** primer  
**WEIGHT:** 973.9 kg

**Model ref.:** HS22XC1-00 / HS22XC2-00

ITEM NO.	PART NUMBER	DESCRIPTION	QTY.
1	HS22XC1-02	Bogie Rocker	2
2	HS22XC1-01	Bogie Hanger	2
3	HS22XC2-04	10 Leaf Spring	2
4	HS28DXC1-01-12	Rocker U-Bolt	4
5	HS32DXC1-01-13	Locknut	16
6	HS22XC1-03-AK	Center Pin	2
7	HS32DXC1-01-11	Rocker Clamp plate	2
8	HS22XC1-06	Rocker Bush (Insert)	4

**TYPE:**  
22T SPRUNG BOGIE  
AXLE BEAM: SQ120mm  
SPRING CENTERS: 845mm

TYPE III			
ITEM NO.	PART NUMBER	DESCRIPTION	QTY.
A1	M30 Locknut	n/a	16
A2	HS22XC2009-1	Top Plate	4
A3	HS22XC2009-1A	Spacer	8
A4	HS22XC2009-08	Spring Plate	4
A5	HS22XC2-10	Spring Sock	4
A6	HS22XC2-05	M24 U-Bolt	8

TYPE II			
ITEM NO.	PART NUMBER	DESCRIPTION	QTY.
B1	M30 Locknut	n/a	32
B2	HS22XC109-1-R1	Top plate	4
B3	Bottom bracket	n/a	4
B4	Double ended bolt	n/a	16

TYPE I			
ITEM NO.	PART NUMBER	DESCRIPTION	QTY.
C1	HS22XC1-05	M24 U-Bolt	8
C2	HS22XC1-09	Spring plate	8
C3	HS22XC1-13	M24 Nut	4

**PROPRIETY AND CONFIDENTIAL:**  
THE INFORMATION CONTAINED IN THIS DRAWING IS THE SOLE PROPERTY OF DISTAG QCS. ANY REPRODUCTION IN PART OR WHOLE WITHOUT THE WRITTEN PERMISSION OF THE DISTAG GROUP IS PROHIBITED

**FINISH:** black paint  
**WEIGHT:** 360.89 kg  
**DRAWN:** B Moore  
**APPROVED:** B Murphy

**DATE:** 7/8/2019  
**Model ref.:** H512G1032-00 / H512G1040-00

**Part ref.:** D120-4218-2124-M2-00

**Model ref.:** H512G1032-00 / H512G1040-00

**QUALITY COMPONENT SOLUTIONS**

**FIXED AXLE**

ITEM NO.	PART NUMBER	DESCRIPTION	QTY.
1	ASP-H512A1-09	Hub Cap	2
2	ASP-H512A1-11-AK	Cable Nut & Split Pin	2
3	ASP-H5M22WHIC	Wheel Nut & Conical Washer Kit (x10)	2
4	ASP-H512A1-04-2	Wheel Hub	2
5	ASP-H512A1-04-1 (G)	Brake Drum (Ø420x180)	2
6	ASP-H5M22W5S-100	Wheel Stud & locking Nut Kit (x10)	2
7	ASP-H533118-S3213-AK	Bearing Kit	2
8	ASP-H512A1-05-AK	Seal Replacement Kit	2
9	ASP-H512A1-13	Brake Shoe Kit (Ø420x180)	2
10	ASP-H512G1-02B	Dust Cover Kit	2
11	ASP-H512G1032-14-1 (Z)	Camshaft (2 Type) (780 mm)	1
	ASP-H512G1032-14-1 (S)	Camshaft (5 Type) (780 mm)	1
12	ASP-H512U11-4-AK	Camshaft Repair Kit	2
13	ASP-H512A1-14-13 (68)	Slack Adjuster	2

**TYPE:**  
FIXED AXLE  
BRAKE Ø420\*180  
AXLE BEAM: SQ120mm  
TRACK WIDTH: 2124mm

		<b>K120-4218-2124-M2-01</b>	
		Part ref:	Model ref.:
FINISH: Block paint WEIGHT: 474.42 kg		DRAWN: B Moore APPVD: B Murphy	DATE: 7/9/2019 10/07/2019
Drawing not to scale, if in doubt, ask.			
PROPRIETY AND CONFIDENTIAL: THE INFORMATION CONTAINED IN THIS DRAWING IS THE SOLE PROPERTY OF DISTAG QCS. ANY REPRODUCTION IN PART OR WHOLE WITHOUT THE WRITTEN PERMISSION OF THE DISTAG GROUP IS PROHIBITED.			

ITEM NO.	PART NUMBER	DESCRIPTION	QTY.
1	ASP-H512A1-09-AK	Hub Cap	2
2	ASP-H509D1015-08-AK	Cable Nut & Split Pin	2
3	ASP-H5M20MNC	Wheel Nut & Conical Washer (x10)	2
4	ASP-H512C1034-04-2	Wheel Hub	2
5	ASP-H512C1034-04-1	Brake Drum (Ø 420x180)	2
6	ASP-H5M22M55-085	Wheel Stud kit (x10)	2
7	ASP-H516A3047-14-1 [R]	Camshaft 5 Type (340mm)	1
8	ASP-H516A3047-14-1 [L]	Camshaft 2 Type (340mm)	1
9	ASP-H512J1-14-AK	Camshaft repair kit	2
10	ASP-H512E1011-14-13	Sock Adjuster	2
11	ASP-33214-33217-AK	Sealing Kit	2
12	ASP-H512A1-13	Hub Seal Kit	2
13	ASP-H512C1034-05-AK	Brake Shoe Kit (Ø 420x180)	2
14	ASP-H512J1-02-AK	Drum Dust Cover	2
15	ASP-H512J4-16-53C	Hydraulic Self-steering Cylinder Ø85-Ø45	1
16	ASP-H512J1024-20	Shock Absorber Center Bracket	2
17	ASP-H512J1024-21-AK	Linkage Arm Assembly	2
18	ASP-H512J1024-21-15	Shock Absorber Linkage Arm Bracket	2
19	ASP-H512J4-02A	Shock Absorber Kit	2
20	ASP-H512J4-02B	Kingpin Cover Cap Kit	2
21	ASP-H512J4-02C	Kingpin Kit	2
22	ASP-H512J1007-09-1 [L]	Kingpin End Cap Kit	2
23	ASP-H512J1007-09-1 [R]	Steering knuckle Assembly (L)	1
		Steering knuckle Assembly (R)	1
		Steering Angle Bolt & Nut Kit	2

**TYPE:**  
 STEER AXLE  
 BRAKE Ø420\*180  
 AXLE BEAM: SQ120mm  
 TRACK WIDTH: 2124mm  
 DIRECT LINK STEERING ASSEMBLY

<b>PROPERTY AND CONFIDENTIAL:</b> THE INFORMATION CONTAINED IN THIS DRAWING IS THE SOLE PROPERTY OF DISTAG QCS. ANY REPRODUCTION IN PART OR WHOLE WITHOUT THE WRITTEN PERMISSION OF THE DISTAG GROUP IS PROHIBITED.	FINISH:	Black paint	NAME	DATE	Part ref:	K120-4218-2124-M2-00
	WEIGHT:	463.37 kg	B Moore	7/8/2019	Model ref.:	HS12J1013-00 / HS12J1007-00
		DRAWN		APVD		
		B Murphy		10/07/2019		
Drawing not to scale. If in doubt, ask.						

**TYPE:**  
STEER AXLE  
BRAKE Ø420\*180  
AXLE BEAM: SQ120mm  
TRACK WIDTH: 2124mm  
TIE ROD STEERING ASSEMBLY

ITEM NO.	PART NUMBER	DESCRIPTION	QTY.
1	ASP-HS12A1-09-AK	Hub Cap	2
2	ASP-HS09D1015-08-AK	Coilie Nut & Split Pin	2
3	ASP-HS12C1034-04-2	Wheel Nut & Conical Washer (x10)	2
4	ASP-HS12C1034-04-2	Wheel Hub	2
5	ASP-HS12C1034-04-2	Brake Drum (Ø 420x180)	2
6	ASP-HS12C1034-04-2	Wheel Stud Kit (x10)	2
7	ASP-HS16A3047-14-1 [R]	Camshaft 5 Type (840mm)	1
8	ASP-HS16A3047-14-1 [L]	Camshaft 2 Type (840mm)	1
9	ASP-HS12J1-14-AK	Camshaft Repair Kit	2
10	ASP-HS12E1011-14-13	Sack Adjuster	2
11	ASP-33214-33217-AK	Bearing Kit	2
12	ASP-HS12C1034-05-AK	Hub Seal Kit	2
13	ASP-8012A1-13	Brake Shoe Kit (Ø 420x180)	2
14	ASP-HS12C1-02-AK	Drum Dust Cover	2
15	ASP-HS12J4-12	Hydraulic Self-steering Cylinder	1
16	ASP-HS12J1001-18	Tie-rod kit	1
17	ASP-HS12J4-15-1	Shock Absorber Kit	2
18	ASP-HS12J4-02A	Kingpin Cover Cap Kit	2
19	ASP-HS12J4-02B	Kingpin Kit	2
20	ASP-HS12J4-02C	Kingpin End Cap Kit	2
21	ASP-HS12J1007-02-1 [L]	Steering Knuckle Assembly (L)	1
22	ASP-HS12J1007-02-1 [R]	Steering Knuckle Assembly (R)	1
23	ASP-12J4-16/11	Steering Angle Bolt & Nut Kit	2

**PROPERTY AND CONFIDENTIAL:**  
THE INFORMATION CONTAINED IN THIS DRAWING IS THE SOLE PROPERTY OF DISTAG QCS. ANY REPRODUCTION IN PART OR WHOLE WITHOUT THE WRITTEN PERMISSION OF THE DISTAG GROUP IS PROHIBITED

FINISH:	primer	NAME	B Moore	DATE	7/10/2019	Part ref.:	KB22-10L-4218-2100-4
WEIGHT:	818.77 kg	DRAWN	APVD	10/07/2019		Model ref.:	HS22XC2001-00
Drawing not to scale, if in doubt, ask.							

ITEM NO.	PART NUMBER	DESCRIPTION	QTY.
1	H522XC1-01	Bogie Hanger	2
2	5SP-H522XC1-03-AK	Center Hanger Bogie Pin	2
3	H522XC1-01-12	Rocker U-Bolt	4
4	H522XC1-01-11	Rocker Clamp Plate	2
5	H522XC1-06	Rocker Bush (Insert)	4
6	H522XC1-02	Bogie Rocker	2
7	M30 NUT	Nut	16
8	H522XC2-04	Spring	2
9	H522XC2-08	M30 Locknut	8
10	H522XC2001-09	Top Plate	4
11	H522XC2001-14	Spacer	8
12	H522XC2001-08-1	Spring Plate	4
13	H522XC2001-10-1	Spring Sock	4
14	H522XC2001-05	M30 U-Bolt	8

**TYPE:**  
22T SPRUNG BOGIE  
AXLE BEAM: SQ150mm  
SPRING CENTERS: 845mm

**FINISH:** Black paint

**WEIGHT:** 370.32 kg

Drawing not to scale, if in doubt, ask.

**NAME:** B Moore

**DATE:** 7/10/2019

**Part ref.:** C150-4218-2124-M2-00

**Model ref.:** HS12A1104-00

**PROPRIETY AND CONFIDENTIAL:**  
THE INFORMATION CONTAINED IN THIS DRAWING IS THE SOLE PROPERTY OF DISTAG QCS. ANY REPRODUCTION IN PART OR WHOLE WITHOUT THE WRITTEN PERMISSION OF THE DISTAG GROUP IS PROHIBITED.

**DISTAG QCS**  
QUALITY COMPONENT SOLUTIONS

**FIXED AXLE**

ITEM NO.	PART NUMBER	DESCRIPTION	QTY.
1	ASP-HS12A1-09	Hub Cap	2
2	ASP-HS12A1-11-AK	Castle Nut & Split Pin	2
3	ASP-HSM20WHF	Wheel Nut & Conical Washer Kit (x10)	2
4	ASP-HS12A1-04-2	Wheel Hub	2
5	ASP-HS12A1-04-1(O)	Brake Drum (Ø420x180)	2
6	ASP-HSM20TWS1-116	Wheel Stud Kit (x10)	2
7	ASP-3311B-3213-AK	Bearing Kit	2
8	ASP-HS12A1-05-AK	Seal Replacement Kit	2
9	ASP-HS12A1-13-AK	Brake Shoe Kit (Ø420x180)	2
10	ASP-HS12A1-02B-AK	Dust Cover Kit	2
11	ASP-HS12G1032-14-1 (R)	Camshaft (R Type) (780mm)	1
12	ASP-HS12G1032-14-1 (L)	Camshaft (L Type) (780mm)	1
13	ASP-HS12J1-14-AK	Camshaft Repair Kit	2
		Shock Adjuster	2

**TYPE:**  
FIXED AXLE  
BRAKE Ø420X180 AXLE  
BEAM: SQ150mm  
TRACK WIDTH: 2124mm



**PROPRIETY AND CONFIDENTIAL:**  
THE INFORMATION CONTAINED IN THIS DRAWING IS THE SOLE PROPERTY OF DISTAG QCS. ANY REPRODUCTION IN PART OR WHOLE WITHOUT THE WRITTEN PERMISSION OF THE DISTAG GROUP IS PROHIBITED.

**FINISH:** Black paint  
**WEIGHT:** 495.06 kg

Drawing not to scale; if in doubt, ask.

**Part Number:** K150-4218-2124-M2-02  
**Model ref.:** HS12J1024-00

**NAME:** B Moore  
**DATE:** 7/10/2019

**DRAWN:** APPVD  
**DATE:** 10/07/2019

**Black paint**

**QUALITY COMPONENT SOLUTIONS**

**STEER AXLE**

ITEM NO.	PART NUMBER	DESCRIPTION	QTY.
1	ASP-H512A1-09-AK	Hub Cap	2
2	ASP-H509D1015-08-AK	Cattle Nut & Split Pin	2
3	ASP-H5M2W2WHIC	Wheel Nut & Conical Washer [x10]	2
4	ASP-H512C11034-04-2	Wheel Hub	2
5	ASP-H512C11034-04-1	Brake Drum (Ø 420x180)	2
6	ASP-H5M22W35-08S	Wheel Stud Kit [x10]	2
7	ASP-H516A3047-14-1 [R]	Camshaft S Type (340mm)	1
8	ASP-H516A3047-14-1 [L]	Camshaft Z Type (340mm)	1
9	ASP-H512J11-14-AK	Camshaft Repair Kit	2
10	ASP-H512E1011-14-13	Shock Adjuster	2
11	ASP-33214-33217-AK	Bearing Kit	2
12	ASP-H512C11034-05-AK	Hub Seal Kit	2
13	ASP-H512C11034-05-13	Brake Shoe Kit (Ø 420x180)	2
14	ASP-H512C11034-05-AK	Drum Dust Cover	2
15	ASP-H512J4-15-55C	Hydraulic Self-steering Cylinder Ø 85xØ 45	1
16	ASP-H512J1024-20	Shock Absorber Center Bracket	2
17	ASP-H512J1024-21-AK	Linkage Arm Assembly	2
18	ASP-H512J1024-15	Shock Absorber Linkage Arm Bracket	2
19	ASP-H512J4-02A	Shock Absorber Kit	2
20	ASP-H512J4-02B	Kingpin Cover Cap Kit	2
21	ASP-H512J4-02C	Kingpin Kit	2
22	ASP-H512J1007-02-1 [L]	Kingpin End Cap Kit	2
23	ASP-H512J1007-02-1 [R]	Steering Knuckle Assembly [L]	1
		Steering Knuckle Assembly [R]	1
		Steering Angle Bolt & Nut Kit	2

**TYPE:** STEER AXLE  
**BRAKE Ø:** 420x180  
**AXLE BEAM:** SQ150mm  
**TRACK WIDTH:** 2124mm  
**DIRECT LINK STEERING ASSEMBLY**

## Decals

Ref	Part no.	Description
1	ST/0028	
3	ST/001(large) ST/002 (small)	
4	ST/0043	
5		
6		
7		
8		

9	
10	
11	
12	
13	<p>(specify colour and length required)</p>

---

## Sales and Service

### Ireland

#### Head office

Hi-Spec Engineering Ltd., Station Rd, Bagenalstown, Co. Carlow, Ireland

Tel: - +353 59 9721929 Fax: - +353 59 9721980

Email: - [sales@hispec.net](mailto:sales@hispec.net) or [info@hispec.net](mailto:info@hispec.net)

#### Sales

Contact: - Eoin Keane, Hi-Spec Engineering Ltd. Tel: - +353 87 2562963

Email: - [eoin@hispec.net](mailto:eoin@hispec.net)

#### Machine Servicing

Contact: - Michael Brennan, Hi-Spec Engineering Ltd. Tel: - +353 87 2403312

#### Spare Parts Store

Contact: Mike Nolan or Terence Byrne, Hi-Spec Engineering Ltd.

Tel: - +353 59 9721929 Fax: - +353 59 9721980

Email: - [stores@hispec.net](mailto:stores@hispec.net)

### U.K.

#### Sales

##### Wales & Southern England

Contact: - Edward Lewis, Hi-Spec Engineering Ltd. Tel: - +44 7876 452698

Email: - [elewis@hispec.net](mailto:elewis@hispec.net)

##### Scotland & Northern England

Contact: - Gordon Brodie, Hi-Spec Engineering Ltd. Tel: - +44 7799 905130

Email: - [gordon@hispec.net](mailto:gordon@hispec.net)

#### For spare parts

Contact: - Your local Hi-Spec dealer. If you require a contact name and number you can telephone head office and we would be glad to assist you.



---

## Notes